

Monday 22nd February 2021

Monday Maths

Today is the first day of term four and the first day of our new unit, measurement. We will spend nearly all of the next 3 weeks looking at different units of measurement, comparing them, calculating perimeter and adding/subtracting different lengths. Firstly I want you to think about what you can use to measure different lengths?

Watch the video on YouTube <https://www.youtube.com/watch?v=KpGfPHau4VE> where Miss McCarney and Mrs Upchurch will talk you through measurement. It would be useful to have a pencil and paper to hand so that you can join in alongside.

Once you have watched the video you can then complete the 3 activities below on Mathletics:

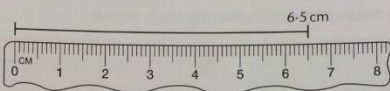
1. Length, mass and volume - Are you ready?
2. Length, mass and volume - Measuring length
3. Length, mass and volume - How long is that?

Secondly, after completing the Mathletics activities you will need to complete the questions for measuring length 1. You can either take a picture of your work and upload it to your folder/email on 2email or write the answers on a blog post ensuring you number each question.

MEASURING LENGTH 1 74

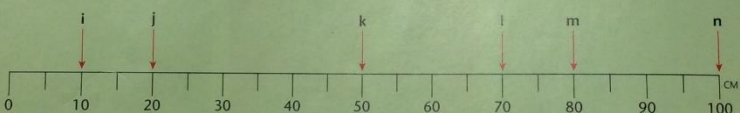

TARGET To measure and draw straight lines in cm and mm.

Start measuring from 0, not from the end of the ruler, and read the scale.





A = 5 mm = 0.5 cm
B = 3 cm
C = 5 cm 5 mm = 5.5 cm
D = 7 cm 3 mm = 7.3 cm


1 Read the measurements shown on each ruler.




2 Measure these lines to the nearest centimetre.

3 

4 

5 

6 

7 Draw lines of 12 cm, 5 cm, 13 cm and 8 cm.

8 a) Write down five things in the classroom which you think have a length of about 15 cm.
b) Measure the length of each object to the nearest centimetre.

There are 3 reasoning questions below as an added challenge that I would love you to answer on the blog post. As they are reasoning questions it is really important you explain your answer i.e why do you think that?

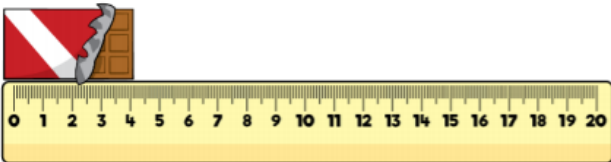
Monday - <https://www.youtube.com/watch?v=KpGfPHau4VE>

Challenge

1. Whitney's ruler is broken.
How could she use it to still measure items?



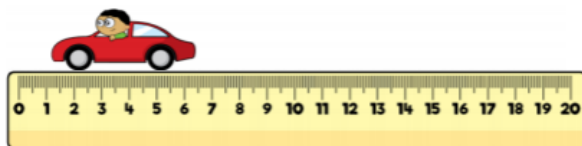
2. Tommy thinks that this chocolate bar is 4 cm long.
Is he correct?



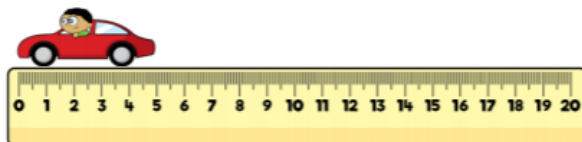
Convince me.

3. Three children measured the same toy car.

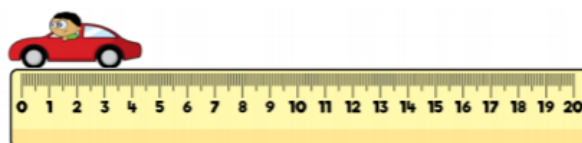
Eva says that the car is 6 cm and 5 mm



Dexter says the car is 5 cm



Annie says the car is 4 cm 5 mm

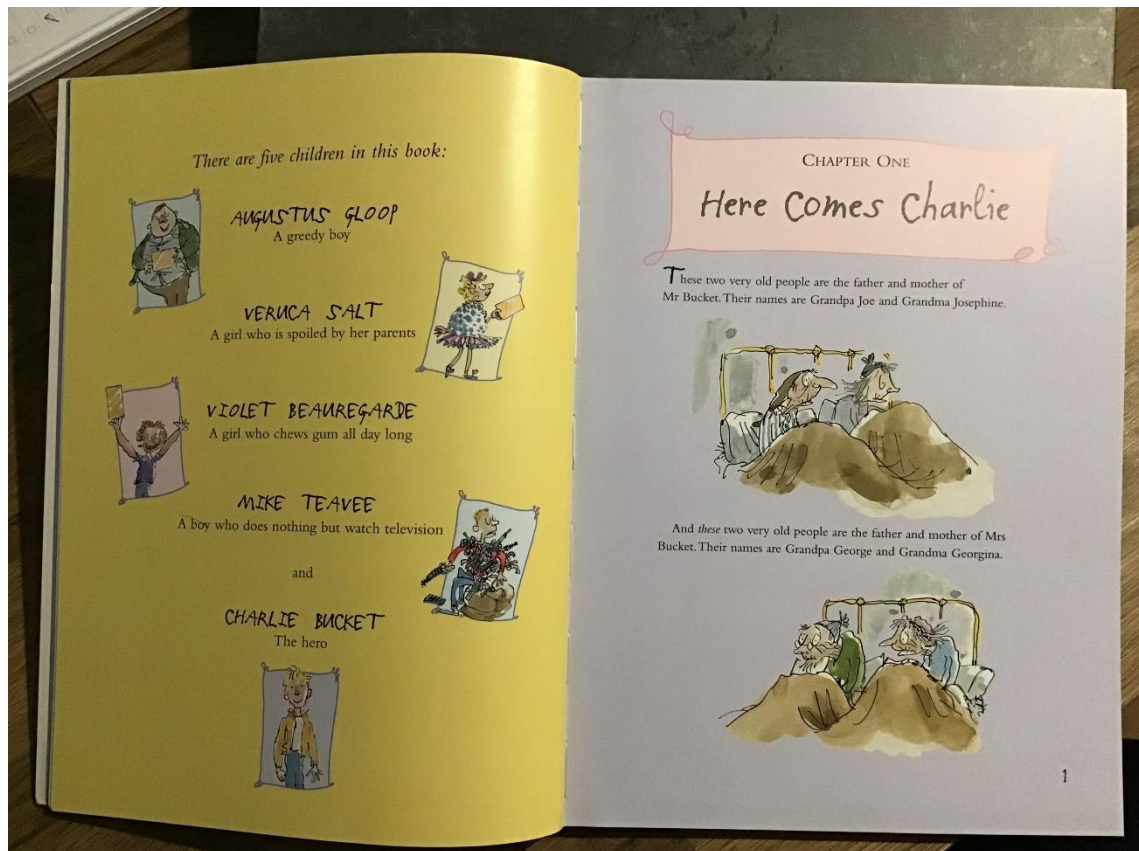


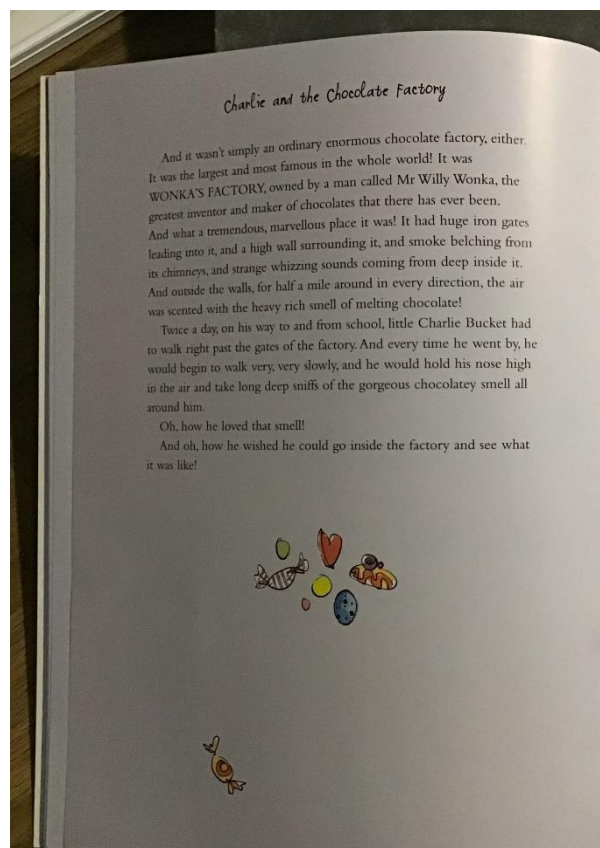
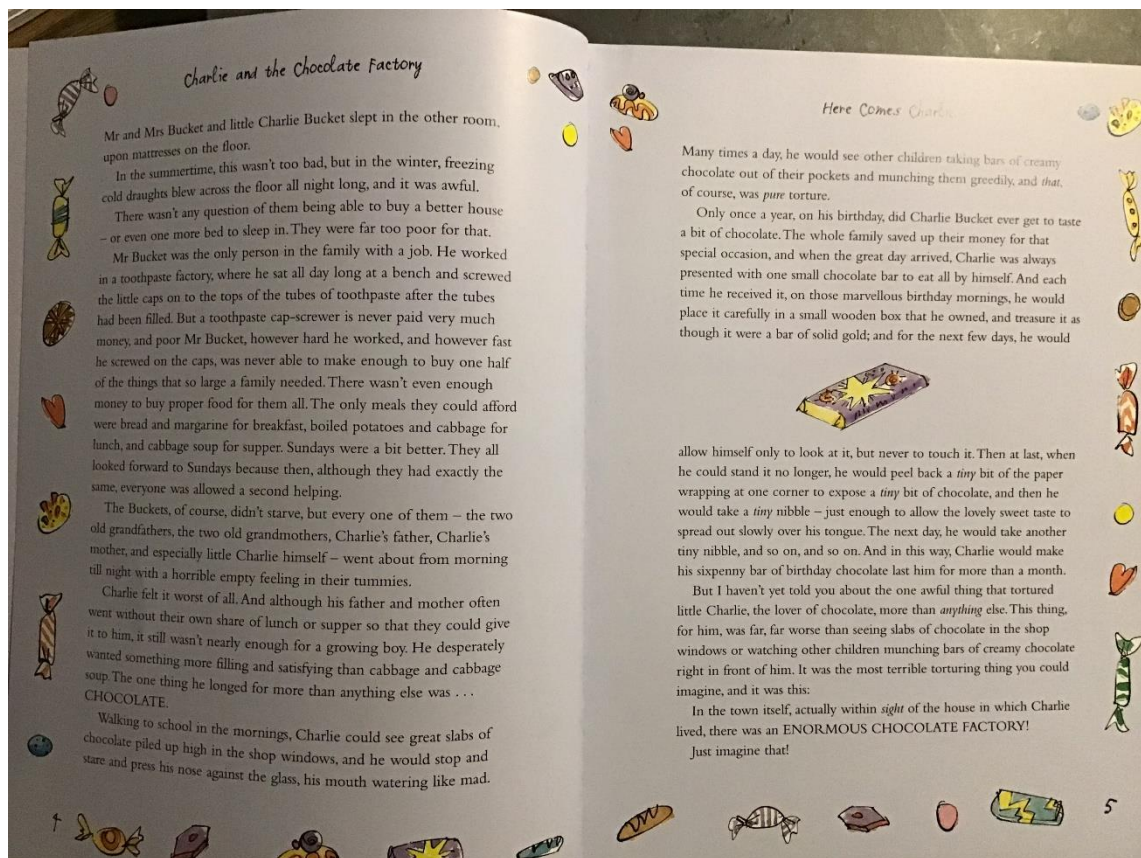
Who is correct?
Who is incorrect?
Explain why.

Monday English

This term we will be reading a range of books by different authors! Our first book we will be reading this term is 'Charlie and the Chocolate Factory' by Roald Dahl.

Read Chapter 1 today for English.





Today, you will be creating a character description of Charlie Bucket.

Go through this webpage (link below) on BBC Bitesize first, to help you understand how to create and describe a character.

<https://www.bbc.co.uk/bitesize/articles/zb3cvwx>

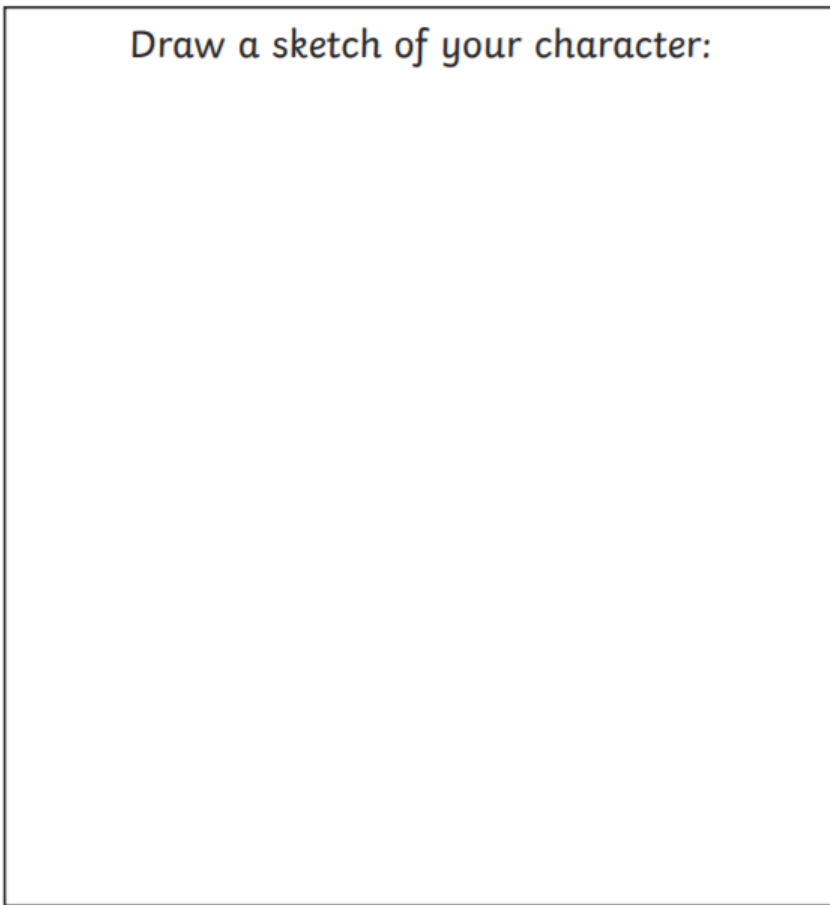
Draw what you think Charlie Bucket looks like to help with your writing. Then, make notes (bullet points) about his appearance and personality.

Character name

Appearance:

Personality:

Draw a sketch of your character:



Now, use your notes to write a paragraph describing Charlie as vividly as possible.

CHAPTER TWO

Mr Willy Wonka's Factory

In the evenings, after he had finished his supper of watery cabbage soup, Charlie always went into the room of his four grandparents to listen to their stories, and then afterwards to say good night.

Every one of these old people was over ninety. They were as shrivelled as prunes, and as bony as skeletons, and throughout the day, until Charlie made his appearance, they lay huddled in their one bed, two at either end, with nightcaps on to keep their heads warm, dozing the time away with nothing to do. But as soon as they heard the door opening, and heard Charlie's voice saying, 'Good evening, Grandpa Joe and Grandma Josephine, and Grandpa George and Grandma Georgina,' then all four of them would suddenly sit up, and their old wrinkled faces would light up with smiles of pleasure – and the talking would begin. For they loved this little boy. He was the only bright thing in their lives, and his evening visits were something that they looked forward to all day long. Often, Charlie's mother and father would come in as well, and stand by the door, listening to the stories that the old people told; and thus, for perhaps half an hour every night, this room would become a happy place, and the whole family would forget that it was hungry and poor.

One evening, when Charlie went in to see his grandparents, he said to them, 'Is it *really* true that Wonka's Chocolate Factory is the biggest in the world?'

'True?' cried all four of them at once. 'Of course it's true! Good heavens, didn't you know *that*? It's about *fifty* times as big as any other!'

7

Charlie and the Chocolate Factory

'And is Mr Willy Wonka *really* the cleverest chocolate maker in the world?'

'My dear boy,' said Grandpa Joe, raising himself up a little higher on his pillow, 'Mr Willy Wonka is the most *amazing*, the most *fantastic*, the most *extraordinary* chocolate maker the world has ever seen! I thought *everybody* knew that!'

'I knew he was famous, Grandpa Joe, and I knew he was very clever ...'

'*Clever!*' cried the old man. 'He's more than that! He's a *magician* with chocolate! He can make *anything* – anything he wants! Isn't that a fact, my dears?'

The other three old people nodded their heads slowly up and down, and said, '*Absolutely true. Just as true as can be.*'

And Grandpa Joe said, 'You mean to say I've never *told* you about Mr Willy Wonka and his factory?'

'Never,' answered little Charlie.

'Good heavens above! I don't know what's the matter with me!'


'Will you tell me now, Grandpa Joe, please?'

'I certainly will. Sit down beside me on the bed, my dear, and listen carefully.'

Grandpa Joe was the oldest of the four grandparents. He was ninety-six and a half, and that is just about as old as anybody can be.

Like all extremely old people, he was delicate and weak, and throughout the day he spoke very little. But in the evenings, when Charlie, his beloved grandson, was in the room, he seemed in some marvellous way to grow quite young again. All his tiredness fell away from him, and he became as eager and excited as a young boy.

'Oh, what a man he is, this Mr Willy Wonka!' cried Grandpa Joe. 'Did you



8

Mr Willy Wonka's Factory

know, for example, that he has himself invented *more* than *hundreds* of new kinds of chocolate bars, each with a different centre, each *far* sweeter and creamier and more delicious than anything the other chocolate factories can make!'

'Perfectly true!' cried Grandma Josephine. 'And he sends them to *all* the four corners of the earth! Isn't that so, Grandpa Joe?'


'It is, my dear, it is. And to all the kings and presidents of the world as well. But it isn't only chocolate bars that he makes. Oh, dear me, no! He has some really *fantastic* inventions up his sleeve, Mr Willy Wonka has! Did you know that he's invented a way of making chocolate ice cream so that it stays cold for hours and hours without being in the refrigerator? You can even leave it lying in the sun all morning on a hot day and it won't go runny!'

'But that's *impossible!*' said little Charlie, staring at his grandfather.

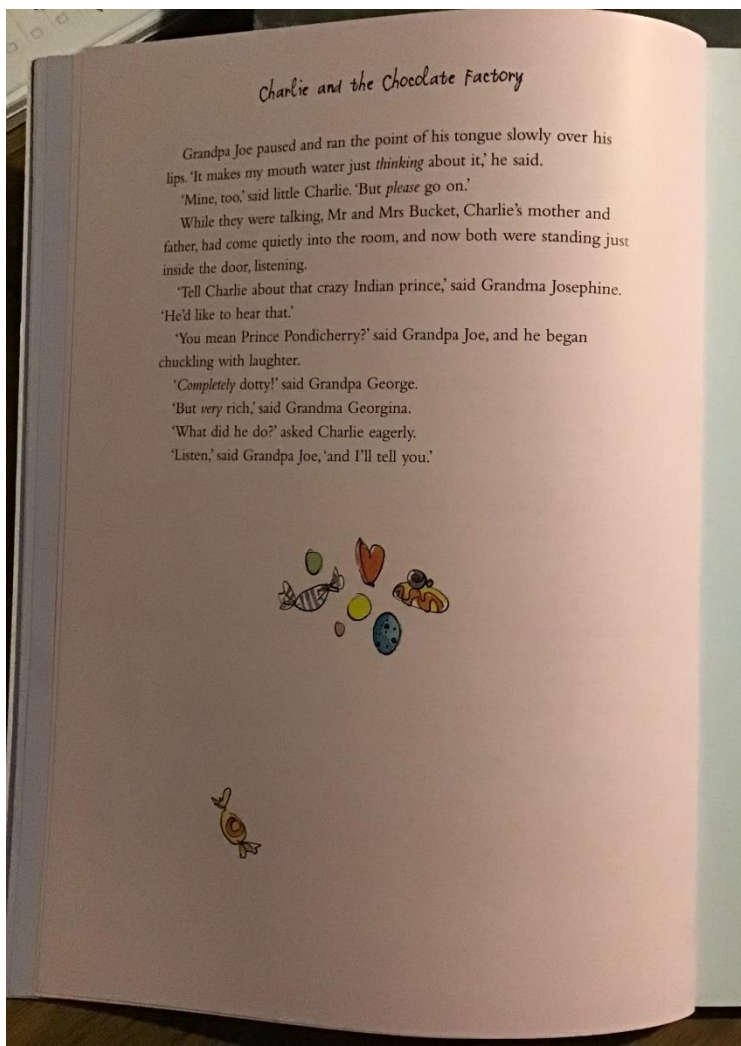
'Of course it's impossible!' cried Grandpa Joe. 'It's completely *absurd!* But Mr Willy Wonka has done it!'

'Quite right!' the others agreed, nodding their heads. 'Mr Wonka has done it.'

'And then again,' Grandpa Joe went on speaking very slowly now so that Charlie wouldn't miss a word, 'Mr Willy Wonka can make marshmallows that taste of violets, and rich caramels that change colour every ten seconds as you suck them, and little feathery sweets that melt away deliciously the moment you put them between your lips. He can make chewing-gum that never loses its taste, and sugar balloons that you can blow up to enormous sizes before you pop them with a pin and gobble them up. And, by a most secret method, he can make lovely blue birds' eggs with black spots on them, and when you put one of these in your mouth, it gradually gets smaller and smaller until suddenly there is nothing left except a tiny little pink sugary baby bird sitting on the tip of your tongue.'



9



CHAPTER 2 — MR WILLY WONKA'S FACTORY

As you are reading, write down up to three words you are unsure of then find the meaning of them.

1. True or False?

Charlie is the only thing that will cheer his grandparents up.

2. How do you know?

3. Why are some words like '*really*' and '*extraordinary*' written in italics (slanted letters)? How should it sound if you read it aloud?

Spelling

This week we will be looking at the 'z' sound spelt s. Here are some examples: television , treasure , usual , division , occasion.

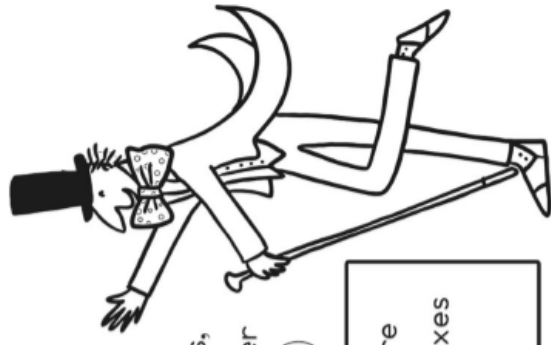
Have a go at the online games here https://www.spellzone.com/word_lists/list-637447.htm to help you learn this spelling pattern. Alternatively, you could find some more examples and use the look, say, cover, write, check method to help you.

Monday Afternoon

'Willy Wonka...has himself invented more than two hundred new kinds of chocolate bars, each with a different centre, each far sweeter and creamier and more delicious...' (Chapter 2)

Imagine you are Willy Wonka and you are working on your next invention. Use the sheet provided to design your dream chocolate bar / box of chocolates / sweets.

Chocolate Bar Design



Willy Wonka...has himself invented more than two hundred new kinds of chocolate bars, each with a different centre, each far sweeter and creamier and more delicious...' (Chapter 2)

Imagine you are Willy Wonka and you are working on your next invention. Use the boxes below to design your bar!

Name: _____

Description: _____

Ingredients: _____

Snappy slogan: _____

Target Market: _____

Cost/ Promotion: _____

Tuesday Maths

Today we will be focusing on m which stands for metre. As you begin to measure larger objects using metres I want you to think about whether it is better to measure an item in centimetres or metres and discuss why that is. We won't start converting between cm and m yet however it is important to know that 100 centimetres is the same as 1 metre.

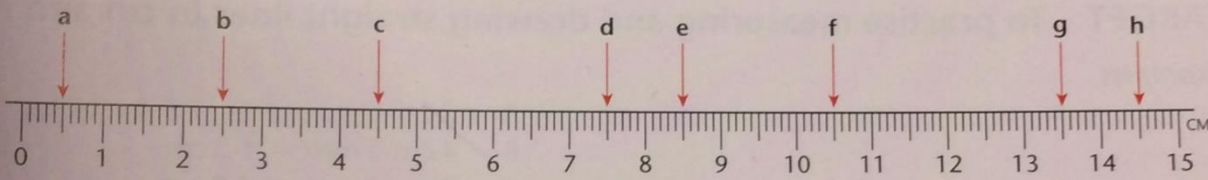
You will need to watch the video and ensure you have a pencil and paper to hand as you can pause the video and complete the questions. Once you have watched the video you can then complete the 2 activities below on Purple Mash:

1. Tuesday - Longer or shorter
2. Tuesday - Units of measurement

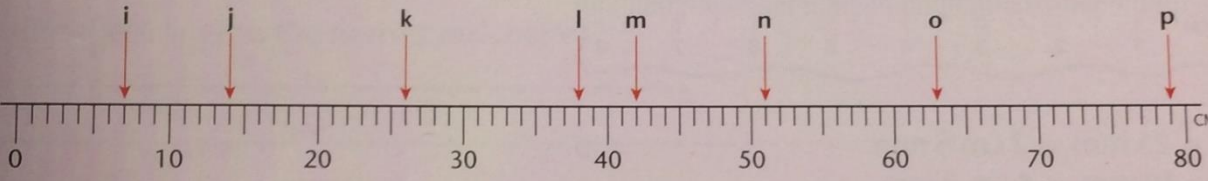
Secondly, after completing the Purple Mash activities you will need to complete the questions for measuring length section B. You can either take a picture of your work and upload it to your folder/email on 2email or write the answers on a blog post ensuring you number each question.

B
Read the measurements shown on each ruler.

1




2




Measure these lines to the nearest half centimetre.


3




4



5



6



7 Draw lines of 5.5 cm, 10.5 cm, 3.5 cm and 11.5 cm.

8 a) Write down five things which you think have a length of about 10 cm.
b) Measure each length to the nearest half centimetre.

There are two reasoning question below as an added challenge that I would love you to answer on the blog post. As it is a reasoning question it is really important you explain your answer.

Challenge

1.

Circle the objects that you would measure in metres. Tick the objects that you would measure in centimetres.



2.

Amir has a metre stick.

He wants to measure the length of his classroom.

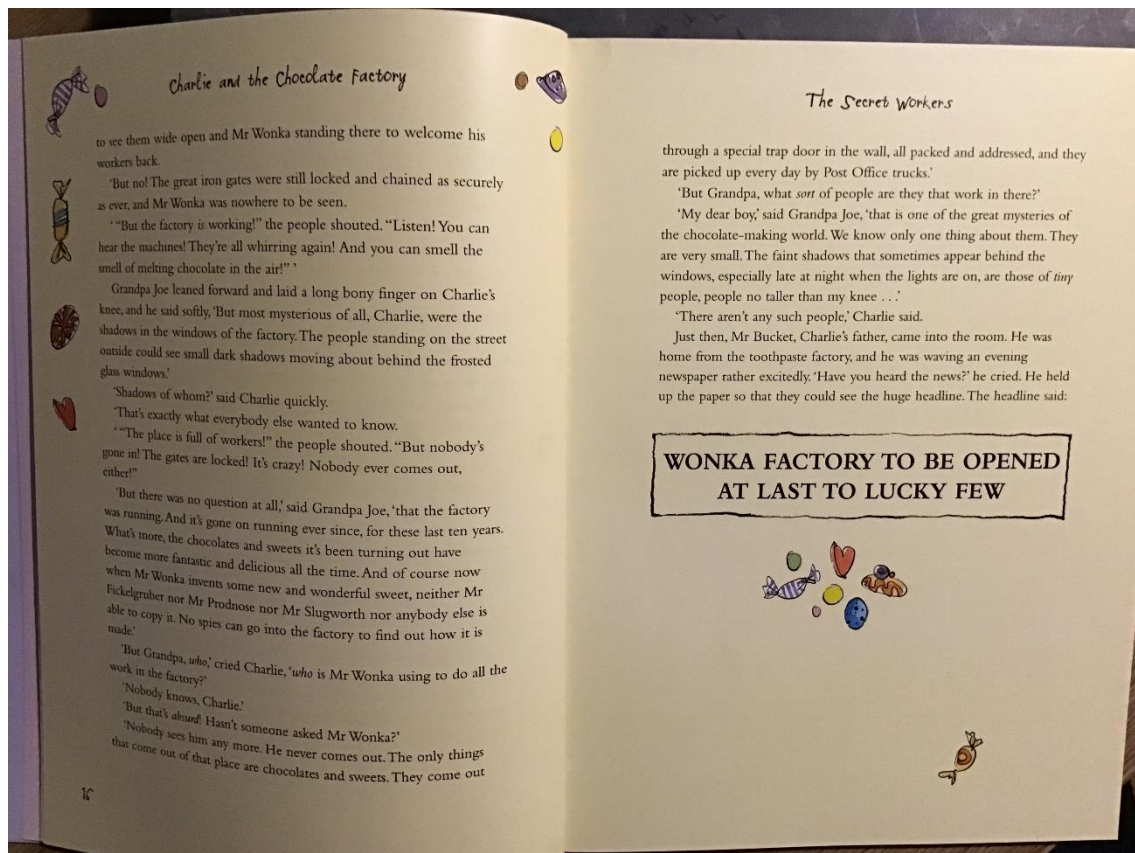
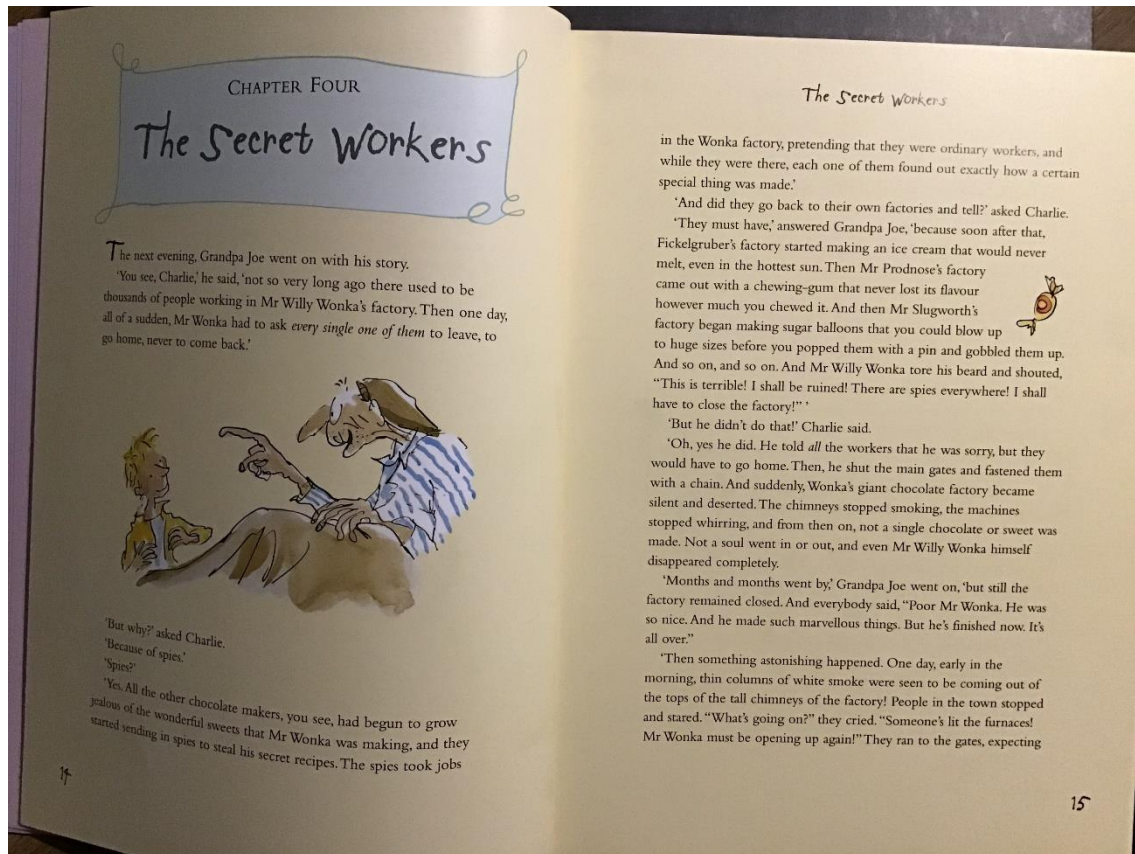
I can't measure the length of the classroom because my metre stick isn't long enough.



Explain to Amir how he could measure the length of his classroom.

Tuesday English

Here is chapter 4 for you to read today.



Today, you will be comparing two characters: Willy Wonka and Charlie Bucket.

Remember your learning from yesterday on creating and describing characters.

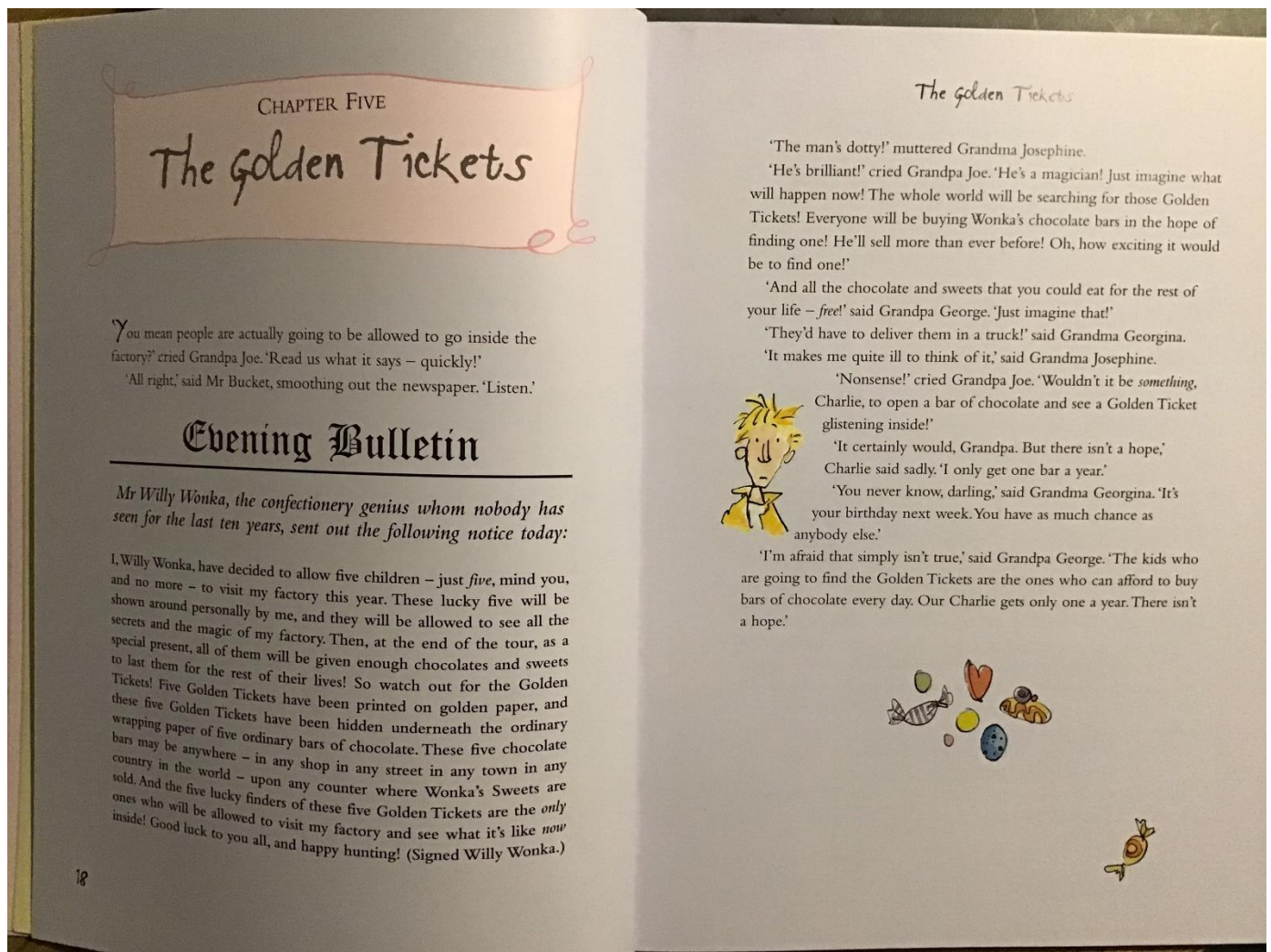
Think about -

- How are Charlie and Mr Wonka similar?

- How are they different?
- What do they look like?
- What are some characteristics of their personality?
- What makes them happy?
- How do they act?

On Purple Mash, use this template to compare the two characters.

Character Comparison	
Charlie Bucket	Willy Wonka



CHAPTER 5 — THE GOLDEN TICKETS

Use this chapter to write your own quiz questions. Try to do a minimum of 5. Remember questions often begin with Who, What, When, Where, Why or How.

Here's some examples of question types based on the first sentences of the chapter:

Question and Answer

What does Grandpa Joe tell Mr. Bucket to do?

True or False

True or False?

Grandpa Joe told Mr Bucket to read quickly.

Multiple Choice

How did Grandpa Joe say the first sentence in the chapter?

- a. He shouted
- b. He cried
- c. He exclaimed

These are just some examples of question types you could use. If you think of something else, great!

Try and get someone at home to have a go at your questions!

Spelling

This week we will be looking at the 'z' sound spelt s. Here are some examples: television , treasure , usual , division , occasion.

Have a go at the online games here https://www.spellzone.com/word_lists/list-637447.htm to help you learn this spelling pattern. Alternatively, you could find some more examples and use the look, say, cover, write, check method to help you.

Tuesday Afternoon Week 1

RE

Today we will continue to look at cm and m and discuss equivalent lengths. It is important to remember that equivalent is just a fancy word for equal to.

You will need to watch the video and ensure you have a pencil and paper to hand as you can pause the video and complete the questions. Once you have watched the video you can then complete the 2 activities below on Purple Mash:

1. Wednesday - Measuring length in cm
2. Wednesday - Converting units of measure 2

Secondly, after completing the Purple Mash activities you will need to complete the questions below. You can either take a picture of your work and upload it to your folder/email on 2email or write the answers on a blog post ensuring you number each question.

Equivalent lengths – m and cm

1 There are 100 centimetres (cm) in 1 metre (m).
Use the bar models to complete the sentences.

1 m

100 cm

a)

1 m	1 m	1 m
-----	-----	-----

4 Draw an arrow to show the position of each measurement.

A

20 cm

B

0 m 75 cm

C

130 cm

D

1 m 65 cm

5 Complete the bar models.

a)

160 cm	
m	cm

b)

268 cm	
m	cm

c)

cm	
4 m	10 cm

d)

cm	
2 m	5 cm

6 Complete the sentences.

a) 240 cm = m and cm

b) 319 cm = m and cm

2 Complete the table to show equivalent lengths and continue the pattern.

cm	m and cm
310 cm	3 m and 10 cm
320 cm	m and cm
330 cm	m and cm
cm	3 m and 40 cm
cm	3 m and 50 cm
cm	m and cm

c) 508 cm = m and cm

d) 2 m and 15 cm = cm

e) 8 m and 3 cm = cm

7 Here is Huan's sunflower.

Dani's sunflower is 2 m and 30 cm.
Tom's sunflower is exactly halfway between Huan's and Dani's.
How tall is Tom's sunflower?
Write your answer in metres and centimetres.

m and cm

There are two reasoning question below as an added challenge that I would love you to answer on the blog post. As it is a reasoning question it is really important you explain your answer.

Challenge

1.

Mo and Alex each have a skipping rope.

Alex says,



I have the longest skipping rope. My skipping rope is $2\frac{1}{2}$ metres long.

Mo says,



My skipping rope is the longest because it is 220 cm and 220 is greater than $2\frac{1}{2}$

Who is correct?

Explain your answer.

2.

Three children are partitioning 754 cm

Teddy says,



75 m and 4 cm

Whitney says,



7 m and 54 cm

Jack says,



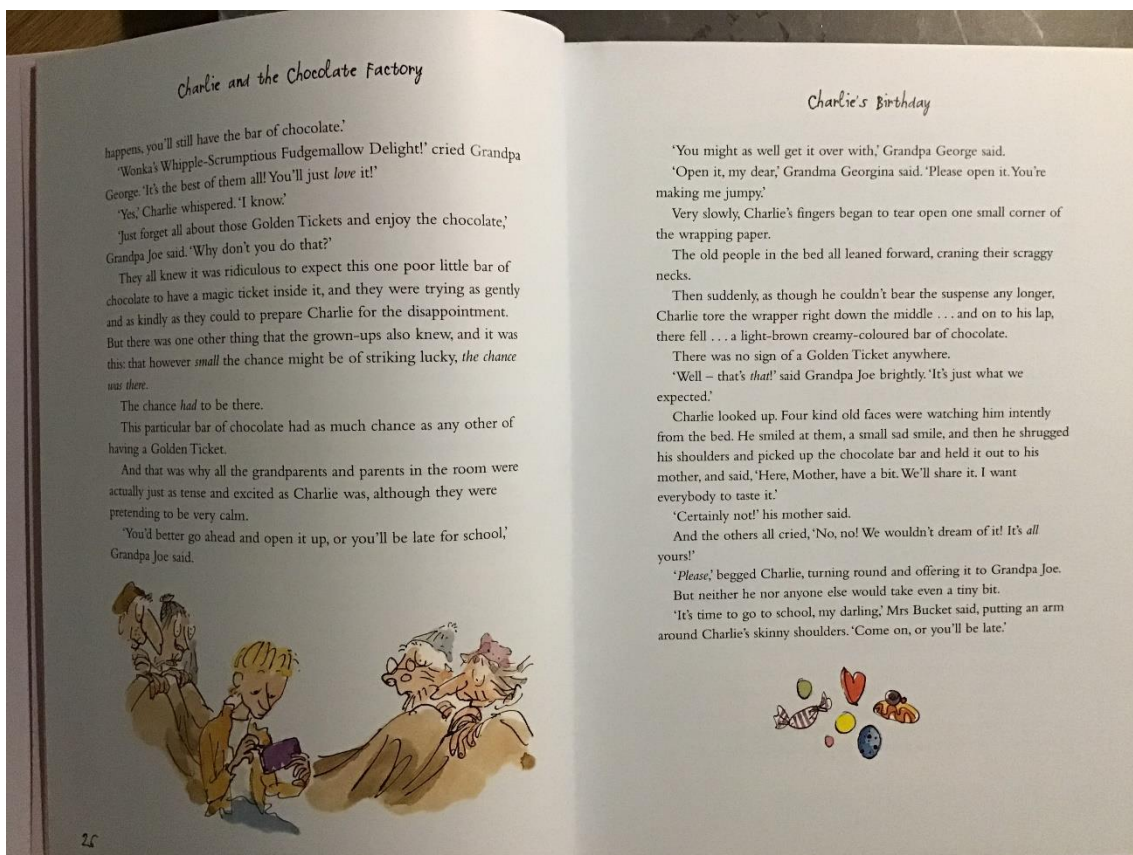
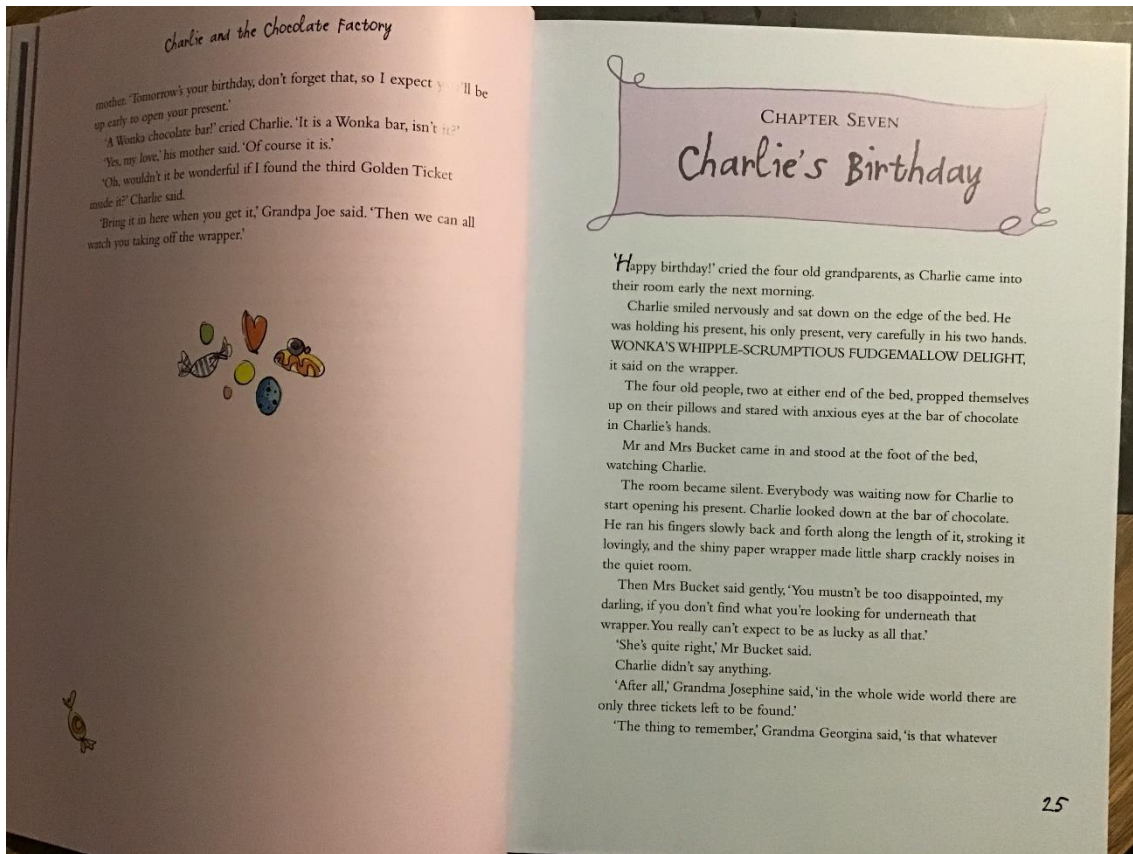
54 cm and 7 m

Who is correct?

Explain why.

Wednesday English

Here is chapter 7 for you to read today.



Today, you will be looking at key features of a biography and planning your own. A biography is a story of someone's life written by someone else.

You are going to be writing a biography about MR WILLY WONKA!

As he is a fictional character, you may need to imagine/make up some parts of his life to write a full story all about him.





Read through the PowerPoint to help remind you of the important parts of a biography and how to plan your biography today.

WRITING A BIOGRAPHY

WHAT IS A BIOGRAPHY?

- Biographical writing is about someone else's life. It is about a real person but written by someone else.
- A biography highlights the key events that have happened in their life, sometimes talking about their childhood.
- A biography can be written about someone who is dead or alive.

SOME EXAMPLES OF BIOGRAPHY BOOK COVERS



FEATURES OF A BIOGRAPHY INCLUDE:



- Title - name of biography
- Past tense
- Third Person - he/she/they
- Catchy Introduction - who/what/where/when/why
- Paragraphs
- Life events in chronological order of date
- Fronted Adverbials and Conjunctions to show this
- Quotes from others about what they think
- Conclusion - how they will be remembered

INTRODUCTION

- Your introduction is very important if you want to catch the reader's attention. You might want to use a question as an opener like the example you looked at, however you must introduce your famous person using the 5 W's.
- Who is the person? - their name (real name also if their birth name is different)
- What are they famous for?
- When did it happen?
- Where did it happen?
- Why are they famous today?

MAIN BODY OF BIOGRAPHY

- You should choose the most important events in their life to write about. You can talk about their childhood if you wish.
- You can create your own important events for Willy Wonka's life!

Imagine:

- Where would he have grown up?
- What were his parents like?
- How was he at school?
- What did he do after school/college/university?
- When did he decide to open a chocolate factory?
- Write down your chosen key events on your planning sheet.
Remember to write them in the order they happened!

FRONTED ADVERBIALS

- Brainstorm the fronted adverbials you could use to show the passing of time between each of your main events.
- First, Next, Then, After, A while later, Finally
- Although, Despite, Even though...

CONCLUSION

- To conclude your biography, you should write about the impact they have on people today.
1. Have they taught us anything?
 2. Why will they always be remembered?

Then, use this framework to plan your biography about Willy Wonka.

Fictional Biography - Planning Page

Intro - 5 W's:

1. Who is the person? - _____
 2. What are they famous for? _____
 3. When did it happen? _____
 4. Where did it happen? _____
 5. Why are they famous today? _____
-

Key Events that happened:

- | | |
|----|----|
| 1. | 2. |
| 3. | 4. |
| 5. | 6. |
-

Fronted Adverbials I'd like to use:

- | | | |
|----|----|----|
| 1. | 2. | 3. |
| 4. | 5. | 6. |
-

Conjunctions I'd like to use:

- | | | |
|----|----|----|
| 1. | 2. | 3. |
| 4. | 5. | 6. |
-

Conclusion - Have they taught us anything? _____

Why will they always be remembered? _____

CHAPTER EIGHT

Two More Golden Tickets Found

That evening, Mr Bucket's newspaper announced the finding of not only the third Golden Ticket, but the fourth as well. **TWO GOLDEN TICKETS FOUND TODAY**, screamed the headlines. **ONLY ONE MORE LEFT**.

'All right,' said Grandpa Joe, when the whole family was gathered in the old people's room after supper, 'let's hear who found them.'

'The third ticket,' read Mr Bucket, holding the newspaper up close to his face because his eyes were bad and he couldn't afford glasses, 'the third ticket was found by a Miss Violet Beauregarde. There was great excitement in the Beauregarde household when our reporter arrived to interview the lucky young lady – cameras were clicking and flashbulbs were flashing and people were pushing and jostling and trying to get a bit closer to the famous girl. And the famous girl was standing on a chair in the living room waving the Golden Ticket madly at arm's length as though she were flagging a taxi. She was talking very fast and very loudly to everyone, but it was not easy to hear all that she said because she was chewing so ferociously upon a piece of gum at the same time.'

'I'm a gum chewer, normally,' she shouted, 'but when I heard about these ticket things of Mr Wonka's, I gave up gum and started on chocolate bars in the hope of striking lucky. Now, of course, I'm back on gum. I just *adore* gum. I can't do without it. I munch it all day long except for a few minutes at mealtimes when I take it out and stick it

28

Two More Golden Tickets Found

behind my ear for safekeeping. To tell you the truth, I simply wouldn't feel comfortable if I didn't have that little wedge of gum to chew on every moment of the day, I really wouldn't. My mother says it's not ladylike and it looks ugly to see a girl's jaws going up and down like mine do all the time, but I don't agree. And who's she to criticize, anyway, because if you ask me, I'd say that *her* jaws are going up and down almost as much as mine are just from yelling at me every minute of the day."



"Now, Violet," Mrs Beauregarde said from a far corner of the room where she was standing on the piano to avoid being trampled by the mob. "All right, Mother, keep your hair on!" Miss Beauregarde shouted. "And now," she went on, turning to the reporters again, "it may interest you to know that this piece of gum I'm chewing right at this moment is one I've been working on for over *three months solid*. That's a record, that

29

Charlie and the Chocolate Factory

is. It's beaten the record held by my best friend, Miss Cornelia Prunzmetel. And was she furious! It's my most treasured possession now, this piece of gum is. At night-time, I just stick it on the end of the bedpost, and it's as good as ever in the mornings – a bit hard at first, maybe, but it soon softens up again after I've given it a few good chews. Before I started chewing for the world record, I used to change my piece of gum once a day. I used to do it in our lift on the way home from school. Why the lift? Because I liked sticking the gooey piece that I'd just finished with on to one of the control buttons. Then the next person who came along and pressed the button got my old gum on the end of his or her finger. Ha-ha! And what a racket they kicked up, some of them. You get the best results with women who have expensive gloves on. Oh yes, I'm thrilled to be going to Mr Wonka's factory. And I understand that afterwards he's going to give me enough gum to last me for the rest of my whole life. Whoopee! Hooray!"

'Beastly girl,' said Grandma Josephine.

'Despicable!' said Grandma Georgina. 'She'll come to a sticky end one day, chewing all that gum, you see if she doesn't.'

'And who got the fourth Golden Ticket?' Charlie asked.

'Now, let me see,' said Mr Bucket, peering at the newspaper again. 'Ah yes, here we are. The fourth Golden Ticket,' he read, 'was found by a boy called Mike Teavee.'

'Another bad lot, I'll be bound,' muttered Grandma Josephine.

'Don't interrupt, Grandma,' said Mrs Bucket.

'The Teavee household,' said Mr Bucket, going on with his reading, 'was crammed, like all the others, with excited visitors when our reporter arrived, but young Mike Teavee, the lucky winner, seemed extremely annoyed by the whole business. "Can't you fools see I'm watching television?" he said angrily. "I wish you wouldn't interrupt!"'

'The nine-year-old boy was seated before an enormous television set, with his eyes glued to

30

Two More Golden Tickets Found



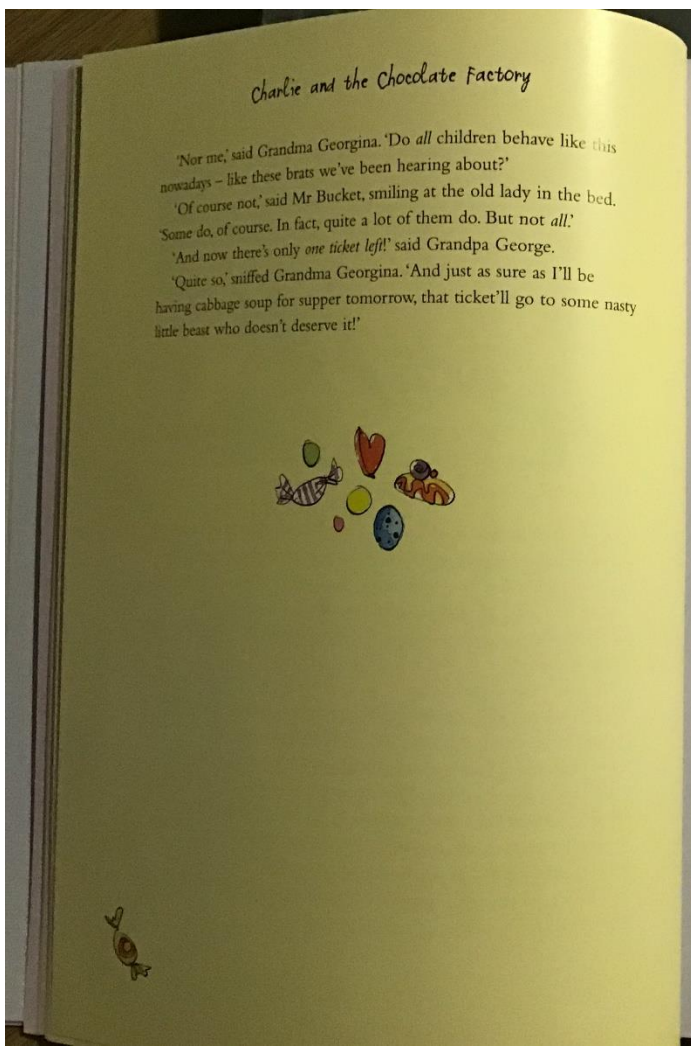
the screen, and he was watching a film in which one bunch of gangsters was shooting up another bunch of gangsters with machine guns. Mike Teavee himself had no less than eighteen toy pistols of various sizes hanging from belts around his body, and every now and again he would leap up into the air and fire off half a dozen rounds from one or another of these weapons.

'Quiet!' he shouted, when someone tried to ask him a question.

'Didn't I tell you not to interrupt! This show's an absolute whiz-banger! It's terrific! I watch it every day. I watch all of them every day, even the rotten ones, where there's no shooting. I like the gangsters best. They're terrific, those gangsters! Especially when they start pumping each other full of lead, or flashing the old stilettos, or giving each other the one-two-three with their knuckledusters! Gosh, what wouldn't I give to be doing that myself! It's the *life*, I tell you! It's terrific!'

'That's quite enough!' snapped Grandma Josephine. 'I can't bear to listen to it!'

31



CHAPTER 8 — TWO MORE GOLDEN TICKETS FOUND

Choose one character we have met so far. This could be:

- Charlie Bucket
- Either one of his grandparents
- Either one of his parents
- One of the golden ticket winners

You need to create a fact file about this character including (if they are included in the text):

- Name
- Age
- Hair Colour
- Personality (what they are like)
- Likes and dislikes:

Don't forget to include a picture too!

Spelling

This week we will be looking at the 'z' sound spelt s. Here are some examples: television , treasure , usual , division , occasion.

Have a go at the online games here https://www.spellzone.com/word_lists/list-637447.htm to help you learn this spelling pattern. Alternatively, you could find some more examples and use the look, say, cover, write, check method to help you.

Wednesday Afternoon

Use the PP below to explore and investigate colour choices for packaging.



Design and Designing Chocolate Packaging

twinkl



Learning Objective

- To understand how colour can influence the price point and target market of a product.

Success Criteria

- To identify a range of appropriate colour schemes for a chocolate bar.
- To consider how use of colour can help to target particular markets or genres.
- To redesign chocolate packaging, aimed at a specific audience.

twinkl.com

Starter: Name That Bar!



Can you identify the following chocolate bars from the snippet of wrapper shown?



Mars



Wispa



Starbar



Plain Bounty



Green & Blacks



Colour Marketing



The choice of colours used by designers and manufacturers can influence the price point and market for chocolate bars.

Task:

- What impression do the following colour combinations give you?
- What sort of product would you associate with these colours?
- What kind of people would make up the target market?



Can you think of any other colour combinations that fit specific target markets?



Colour Marketing



On your activity sheet, add colour to each logo to give it the impression of being:

Expensive/luxury

Cheap/budget

Fun/party

Natural/environmentally friendly



Discussion

Which colours do you think **best** represent these target markets?



twinkl



Photo courtesy of iStockphoto.com. Licensed under a Creative Commons license - attribution

Create a questionnaire to ask your target audience about chocolate and sweet bars or boxes. Try to make questions multiple choice so that you can complete a tally chart.

Questions could include:

- How often do you eat chocolate? Every day / 2-3 times per week / once a month / never
- What kind of chocolate do you like the most? Milk / White / Dark
- Out of these three chocolate flavours which do you like the most? White chocolate raspberry / milk chocolate m&m / dark chocolate sea-salt and caramel
- What is your cost preference? Low cost / No preference / Handmade
- Are you more likely to buy sweets or Chocolate? Why?
- Bar or individual chocolates?
- Filled chocolate or Unfilled?
- What do you think is a reasonable price for a chocolate bar?
- Which of these names do you prefer?
- Which base colour do you prefer?

Thursday 25th February 2021

Thursday Maths


Today we will be looking at equivalent lengths between mm and cm. Does anyone know how many mm there are in a cm? How many mm are there in half a cm?

You will need to watch the video and ensure you have a pencil and paper to hand as you can pause the video and complete the questions. Once you have watched the video you can then complete the activity below on Purple Mash:

1. Thursday - Convert units (m + mm)

After completing the PM activity have a go at the questions below. You can either take a picture of your work and upload it to your folder/email on 2email or write the answers on a blog post ensuring you number each question.

Equivalent lengths – mm and cm



1 There are 10 millimetres (mm) in 1 centimetre (cm).

1 cm
10 mm

Use the bar models to complete the sentences.

a)

1 cm	1 cm	1 cm

There are mm in 3 cm.

b)

1 cm	1 cm	1 cm	1 cm	1 cm	1 cm	1 cm

There are mm in 7 cm.

c)

10 mm	10 mm	10 mm	10 mm

There are 40 mm in cm.

2 Match the equivalent lengths.

1 cm 3 mm

3 cm 1 mm

30 mm

33 mm

30 cm

300 mm

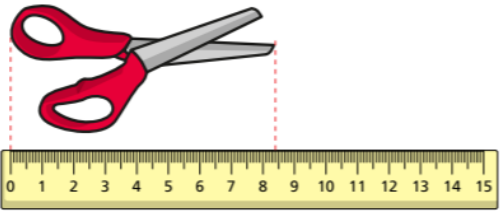
13 mm

31 mm

3 cm 0 mm

3 cm 3 mm

3 How long are the scissors?



The scissors are cm and mm long.

The scissors are mm long.

- 4 Find three items in your classroom.
Measure them and complete the table.
One has been done for you.

Item	Length in cm and mm	Length in mm
toy car	9 cm 6 mm	96 mm

- 5 Filip and Kim are building towers using cubes.
Each cube is 3 cm high.

a) Filip uses 6 cubes.

How tall is Filip's tower?

Give your answer in millimetres.

Filip's tower is mm tall.



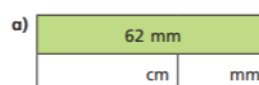


b) Kim's tower is 300 mm tall.

How many cubes does she use?

Kim uses cubes.

- 6 Complete the bar models.



There are two reasoning question below as an added challenge that I would love you to answer on the blog post. As it is a reasoning question it is really important you explain your answer.

Challenge

1.

Rosie is measuring a sunflower using a 30 cm ruler.

Rosie says,



The sunflower is 150 cm tall.

Rosie is incorrect.

Explain what mistake she might have made.

How tall is the sunflower?

2.

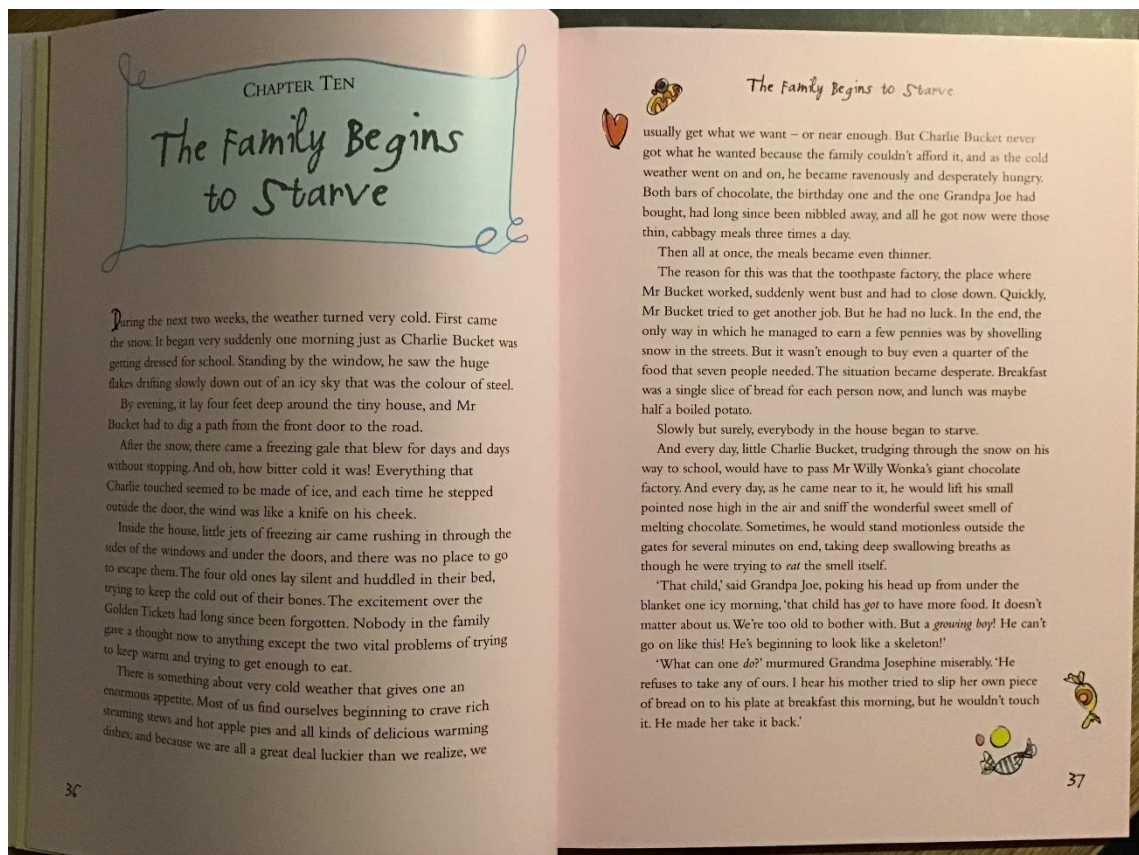
Ron is thinking of a measurement.
Use his clues to work out which
measurement he is thinking of.

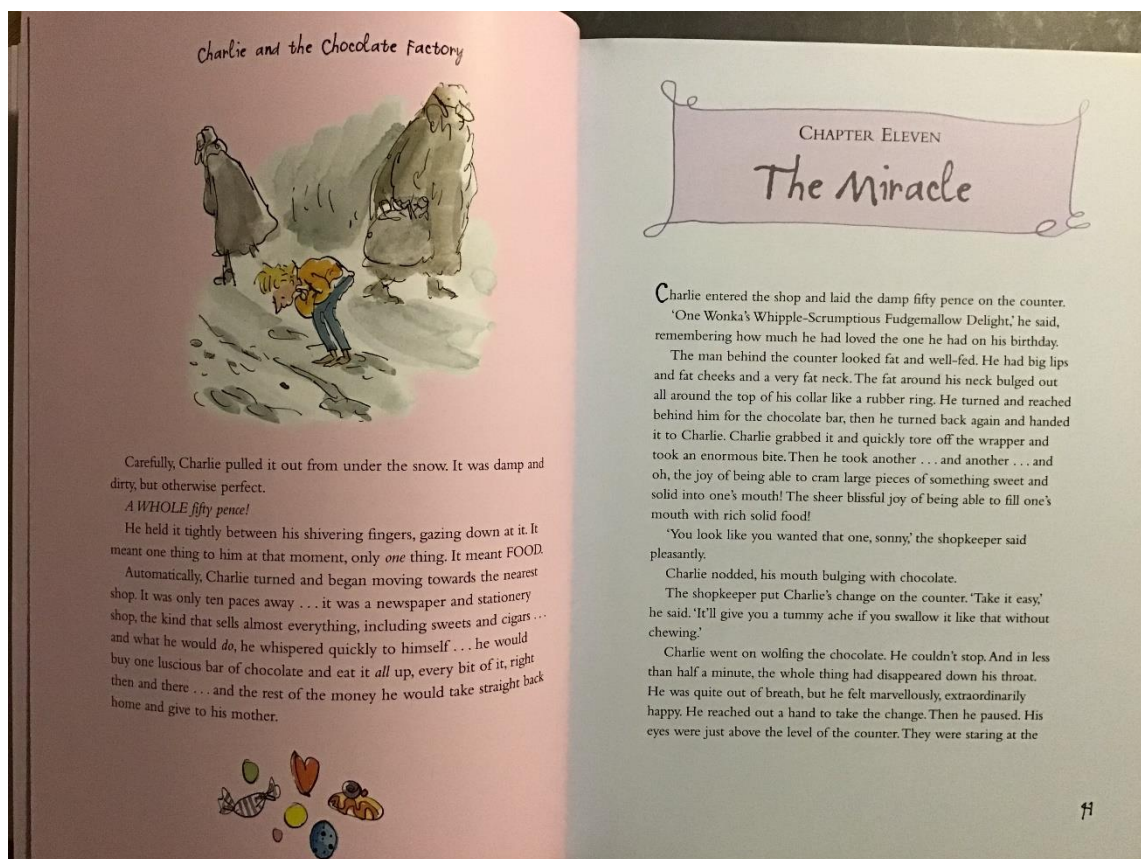


- In mm, my measurement is a multiple of 2
- It has 8 cm and some mm
- It's less than 85 mm
- In mm, the digit sum is 12

Thursday English



Here is chapter 10 for you to read today.







On Purple Mash, use this template to write your biography about Willy Wonka. Use your plan from yesterday to help you organise your paragraphs.

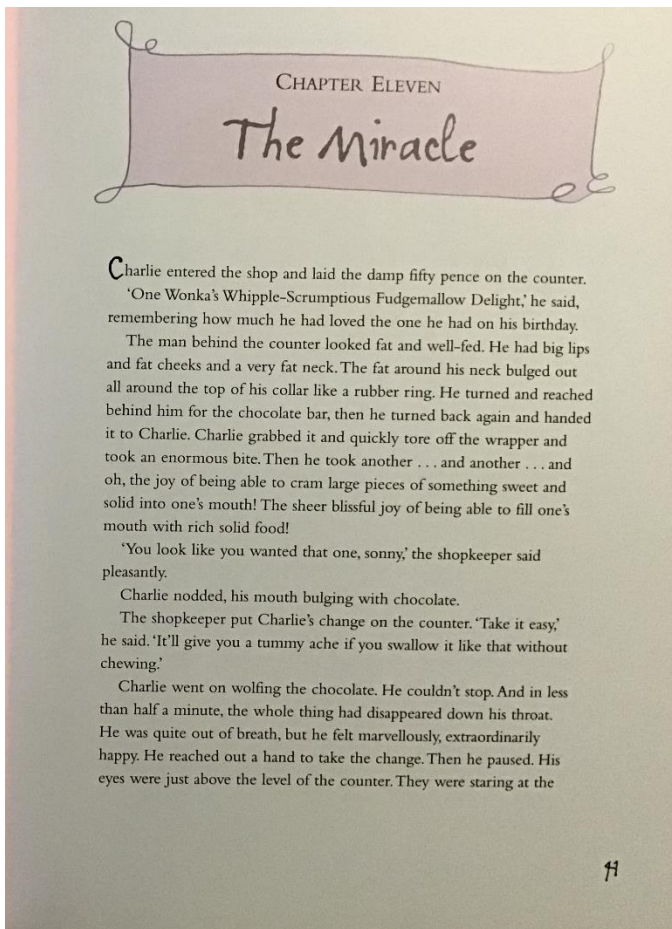
Willy Wonka Biography





Written by -

Guided Reading





silver coins lying there. The coins were all five-penny pieces. There were nine of them altogether. Surely it wouldn't matter if he spent just one more . . .

'I think,' he said quietly, 'I think . . . I'll have just one more of those chocolate bars. The same kind as before, please.'

'Why not?' the fat shopkeeper said, reaching behind him again and taking another Whipple-Scrumptious Fudgemallow Delight from the shelf. He laid it on the counter.

Charlie picked it up and tore off the wrapper . . . and suddenly . . . from underneath the wrapper . . . there came a brilliant flash of gold.

Charlie's heart stood still.

'It's a Golden Ticket!' screamed the shopkeeper, leaping about a foot in the air. 'You've got a Golden Ticket! You've found the last Golden Ticket! Hey, would you believe it! Come and look at this, everybody! The kid's found Wonka's last Golden Ticket! There it is! It's right here in his hands!'

It seemed as though the shopkeeper might be going to have a fit. 'In my shop, too!' he yelled. 'He found it right here in my own little shop! Somebody call the newspapers quick and let them know! Watch out now, sonny! Don't tear it as you unwrap it! That thing's precious!'

In a few seconds, there was a crowd of about twenty people clustering around Charlie, and many more were pushing their way in from the street. Everybody wanted to get a look at the Golden Ticket and at the lucky finder.

'Where is it?' somebody shouted. 'Hold it up so all of us can see it!'

'There it is, there!' someone else shouted. 'He's holding it in his hands! See the gold shining!'

'How did he manage to find it, I'd like to know?' a large boy shouted angrily. 'Twenty bars a day I've been buying for weeks and weeks!'

'Think of all the free stuff he'll be getting too!' another boy said enviously. 'A lifetime supply!'

'He'll need it, the skinny little shrimp!' a girl said, laughing.

Charlie hadn't moved. He hadn't even unwrapped the Golden Ticket from around the chocolate. He was standing very still, holding it tightly with both hands while the crowd pushed and shouted all around him. He felt quite dizzy. There was a peculiar floating sensation coming over him, as though he were floating up in the air like a balloon. His feet didn't seem to be touching the ground at all. He could hear his heart thumping away loudly somewhere in his throat.

At that point, he became aware of a hand resting lightly on his shoulder, and when he looked up, he saw a tall man standing over him. 'Listen,' the man whispered. 'I'll buy it from you. I'll give you fifty pounds. How about it, eh? And I'll give you a new bicycle as well. Okay?'

'Are you *crazy*?' shouted a woman who was standing equally close.

'Why, I'd give him *two hundred* pounds for that ticket! You want to sell that ticket for two hundred pounds, young man?'

'That's quite enough of that!' the fat shopkeeper shouted, pushing his way through the crowd and taking Charlie firmly by the arm. 'Leave the kid alone, will you! Make way there! Let him out!' And to Charlie, as he led him to the door, he whispered, 'Don't you let *anybody* have it! Take it straight home, quickly, before you lose it! Run all the way and don't stop till you get there, you understand?'

Charlie nodded.

'You know something,' the fat shopkeeper said, pausing a moment and smiling at Charlie, 'I have a feeling you needed a break like this. I'm awfully glad you got it. Good luck to you, sonny.'



'Thank you,' Charlie said, and off he went, running through the snow as fast as his legs would go. And as he flew past Mr Willy Wonka's factory, he turned and waved at it and sang out, 'I'll be seeing you! I'll be seeing you soon!' And five minutes later he arrived at his own home.



CHAPTER 11 — THE MIRACLE

Today, you are going to summarise what we have read so far. Think of the five main events that have happened.

1. Write them down as you think of them using bullet points (they can be in any order and you might even change your mind!).
2. Write them down in chronological order using numbered points (in the order the events happened).
3. Write them down in more detail in a short paragraph.

Spelling

This week we will be looking at the 'z' sound spelt s. Here are some examples: television , treasure , usual , division , occasion.

Have a go at the online games here https://www.spellzone.com/word_lists/list-637447.htm to help you learn this spelling pattern. Alternatively, you could find some more examples and use the look, say, cover, write, check method to help you

Thursday Afternoon

Using your information about colour choices from yesterday's PP and the answers from your survey, create a final design for your sweet / chocolate box / wrapper. You can draw your final design on paper. Remember to think about shape, font, size and positioning, colours and most importantly the type of product your packaging needs to contain.

Friday 26th February 2021

Friday Maths

Today we will be comparing lengths of objects using comparison language and symbols. You will need to use the language such as longer than, shorter than, taller than, longest, shortest and tallest. Which is longer 10 centimetres or 10 metres?

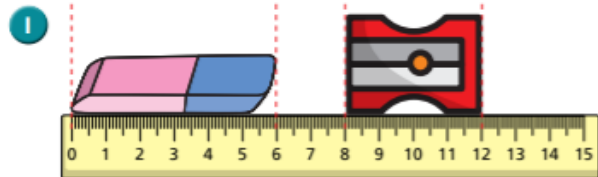
You will need to watch the video and ensure you have a pencil and paper to hand as you can pause the video and complete the questions.

After watching the video you will need to complete the worksheet below.

Friday - <https://vimeo.com/505647236>

.

Compare lengths



Choose a word to complete the sentences.

shorter

longer

The rubber is _____ than the sharpener.

The sharpener is _____ than the rubber.

2 Write $<$, $>$ or $=$ to compare the statements.

a) 9 cm 23 cm

b) fifty metres 50 m

c) one metre 1 cm

5 Write $<$, $>$ or $=$ to compare the statements.

a) $39 \text{ cm} + 9 \text{ cm}$ 47 cm

b) $22 \text{ m} - 6 \text{ m}$ $0 \text{ m} + 15 \text{ m}$

c) $4 \text{ cm} + 13 \text{ cm}$ $20 \text{ m} - 3 \text{ m}$

6

5 m = 5 cm

a) Why is the statement wrong?

Talk about it with a partner

b) Write $<$ or $>$ to correct the mistake.

5 m 5 cm

3 Write digits in the boxes to make the statements correct.

a) cm $<$ 41 cm

b) 14 m $<$ m

c) 14 cm $>$ cm

d) 12 m $<$ m $<$ 20 m

Is there more than one answer for each?

4 Would you measure each one using centimetres or metres?

Tick your answer.

centimetres metres

a) the height of a baby ☐ ☐

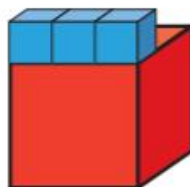
b) the length of a pencil ☐ ☐

c) the height of a school ☐ ☐

d) the height of your teacher ☐ ☐

What else would you measure in metres?

7 One large cube is three times as long as one small cube.



One small cube is 5 cm long.

a) How long are 2 small cubes?

cm

b) How long are 10 small cubes?

cm

c) How long is 1 large cube?

cm

d) How long are 2 large cubes?

cm

There are two reasoning question below as an added challenge that I would love you to answer on the blog post. As it is a reasoning question it is really important you explain your answer.

Challenge

1.

Compare the measurements using $<$, $>$
or $=$

$55 \text{ cm} + 10 \text{ cm}$	<input type="text"/>	$55 \text{ cm} - 10 \text{ cm}$
$42 \text{ m} + 6 \text{ m}$	<input type="text"/>	$42 \text{ m} + 7 \text{ m}$
$6 \text{ cm} - 5 \text{ cm}$	<input type="text"/>	$6 \text{ m} - 5 \text{ m}$
$80 \text{ m} - 5 \text{ m}$	<input type="text"/>	$70 \text{ m} + 5 \text{ m}$

2.

A green pencil is twice as long as a blue pencil.



Using this, complete the statements using
longer than, shorter than or **equal to**.

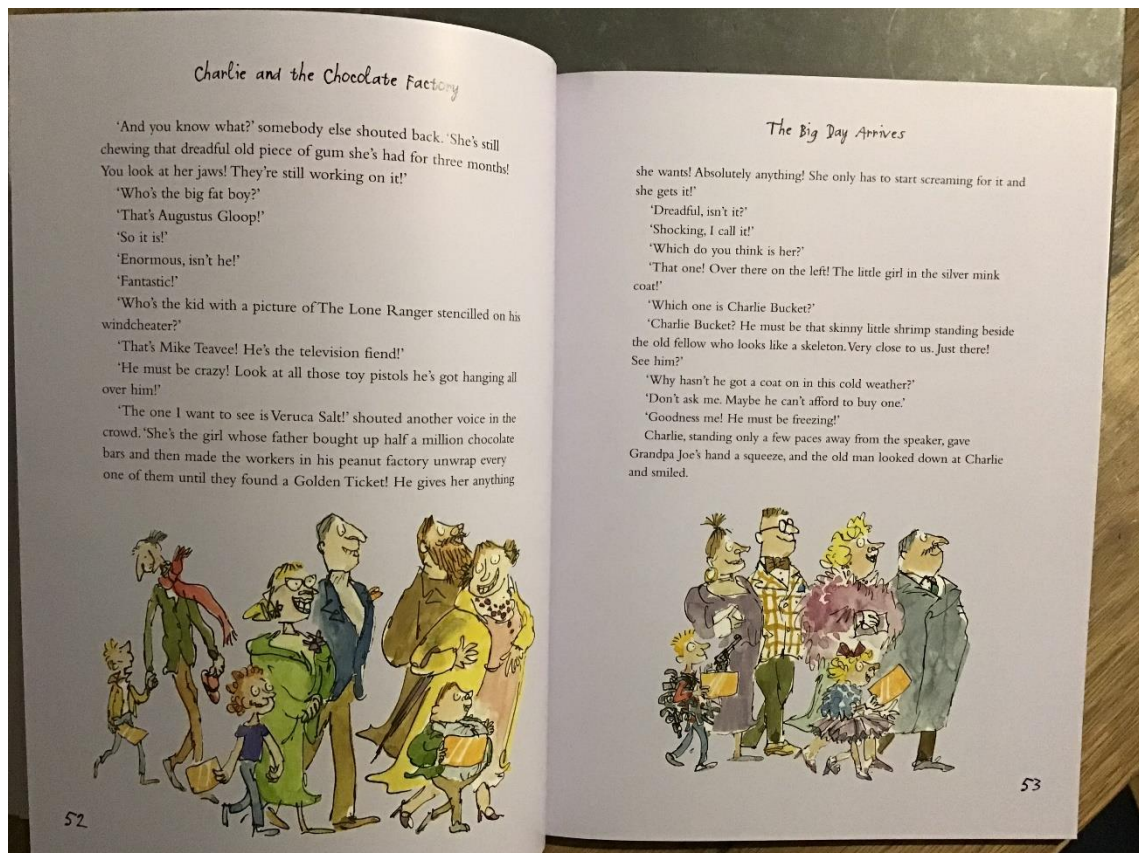
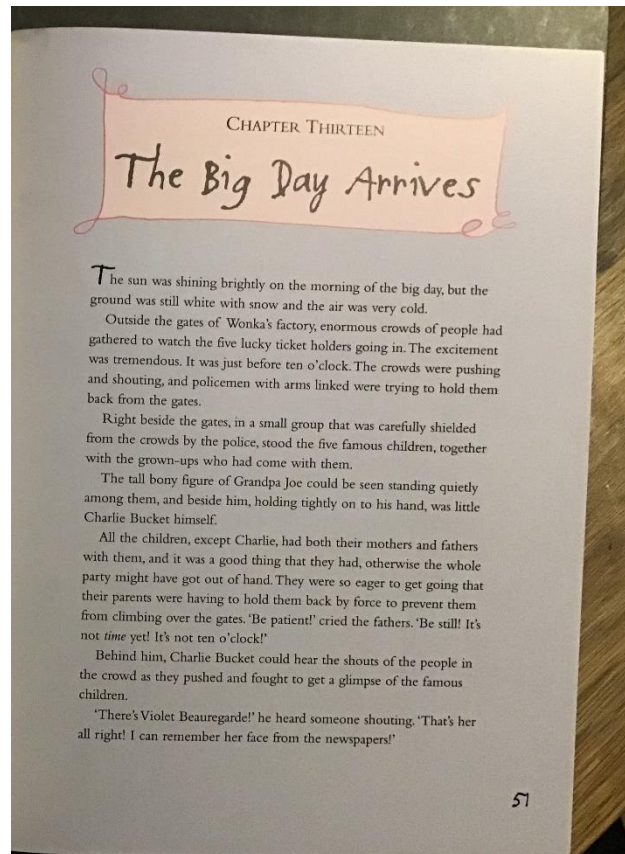
3 green pencils are _____ 2 blue pencils

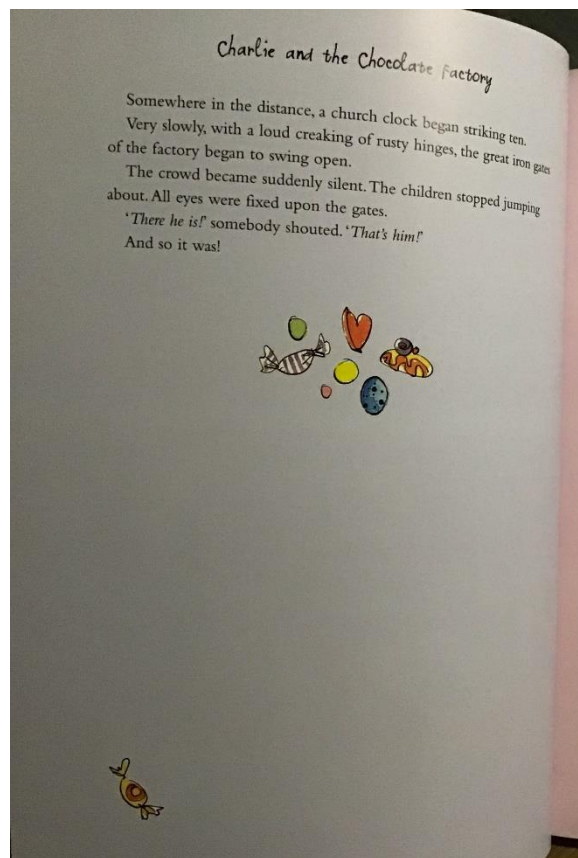
2 green pencils are _____ 5 blue pencils

4 green pencils are _____ 8 blue pencils

Friday English

Here is chapter 13 for you to read today.





Watch Newsround for today - https://www.bbc.co.uk/newsround/news/watch_newsround

Think about -

- What makes a good news report?
- What type of language do they use?
- Do they use any skills to present?
- Do they use open or closed questions?
- What information do they give people?
- Do they include facts, opinions or both?

Imagine you are a news reporter for the TV or radio and you are going to report on the last Golden Ticket being found by Charlie.

- What would you need to tell your audience?
- What questions would you ask Charlie?
- What questions would you ask the shopkeeper?
- Could you add a quote from an eyewitness?

Use the framework below to help you plan your radio report.

Radio report

Use this sheet to plan a radio report. Make notes in each section

quote

quote

Headline

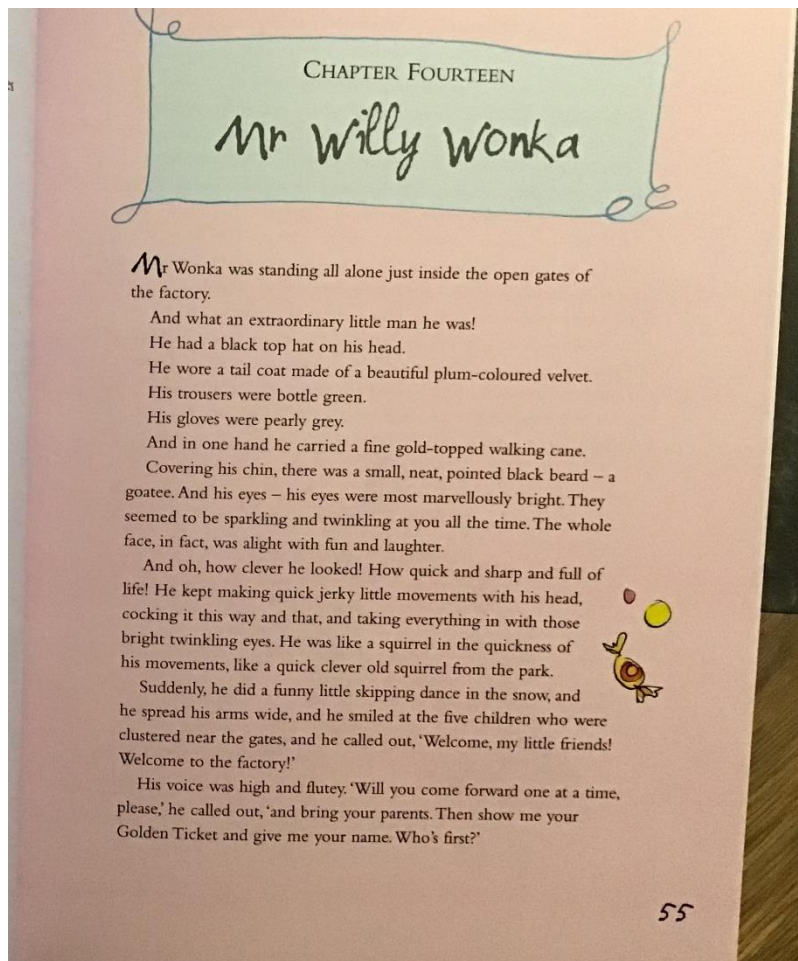
What happened?

Questions to ask
Charlie/ The shopkeeper

FM
MW

Then, write out a script and record yourself delivering the news! You can send these over to the LKS2 email or through 2Email on Purple Mash! 😊

Guided Reading



Charlie and the Chocolate Factory

The big fat boy stepped up. 'I'm Augustus Gloop,' he said.
'Augustus!' cried Mr Wonka, seizing his hand and pumping it up and down with terrific force. 'My dear boy, how good to see you! Delighted! Charmed! Overjoyed to have you with us! And these are your parents? How nice! Come in! Come in! That's right! Step through the gates!'

Mr Wonka was clearly just as excited as everybody else.

'My name,' said the next child to go forward, 'is Veruca Salt.'

'My dear Veruca! How do you do? What a pleasure this is! You do have an interesting name, don't you? I always thought that a verruca was a sort of wart that you got on the sole of your foot! But I must be wrong, mustn't I? How pretty you look in that lovely mink coat! I'm so glad you could come! Dear me, this is going to be such an exciting day! I do hope you enjoy it! I'm sure you will! I know you will! Your father? How are you, Mr Salt? And Mrs Salt? Overjoyed to see you! Yes, the ticket is quite in order! Please go in!'



56

Mr Willy Wonka

The next two children, Violet Beauregarde and Mike Teavee, came forward to have their tickets examined and then to have their arms practically pumped off their shoulders by the energetic Mr Wonka.

And last of all, a small nervous voice whispered, 'Charlie Bucket.'

'Charlie!' cried Mr Wonka. 'Well, well, well! So there you are! You're the one who found your ticket only yesterday, aren't you? Yes, yes. I read all about it in this morning's papers! Just in time, my dear boy! I'm so glad! So happy for you! And this? Your grandfather? Delighted to meet you, sir! Overjoyed! Enraptured! Enchanted! All right! Excellent! Is everybody in now? Five children? Yes! Good! Now will you please follow me! Our tour is about to begin! But do keep together! Please don't wander off by yourselves! I shouldn't like to lose any of you at this stage of the proceedings! Oh, dear me, no!'

Charlie glanced back over his shoulder and saw the great iron entrance gates slowly closing behind him. The crowds on the outside were still pushing and shouting. Charlie took a last look at them. Then, as the gates closed with a clang, all sight of the outside world disappeared.

'Here we are!' cried Mr Wonka, trotting along in front of the group. 'Through this big red door, please! That's right! It's nice and warm inside! I have to keep it warm inside the factory because of the workers! My workers are used to an extremely hot climate! They can't stand the cold! They'd perish if they went outdoors in this weather! They'd freeze to death!'

'But who are these workers?' asked Augustus Gloop.

'All in good time, my dear boy!' said Mr Wonka, smiling at Augustus.

'Be patient! You shall see everything as we go along! Are all of you inside? Good! Would you mind closing the door? Thank you!'

Charlie Bucket found himself standing in a long corridor that stretched away in front of him as far as he could see. The corridor was so wide that a car could easily have been driven along it. The walls were pale pink, the lighting was soft and pleasant.

57

Charlie and the Chocolate Factory

'How lovely and warm!' whispered Charlie.

'I know. And what a marvellous smell!' answered Grandpa Joe, taking a long deep sniff. All the most wonderful smells in the world seemed to be mixed up in the air around them – the smell of roasting coffee and burnt sugar and melting chocolate and mint and violets and crushed hazelnuts and apple blossom and caramel and lemon peel . . .

And far away in the distance, from the heart of the great factory, came a muffled roar of energy as though some monstrous gigantic machine were spinning its wheels at breakneck speed.

'Now this, my dear children,' said Mr Wonka, raising his voice above the noise, 'this is the main corridor. Will you please hang your coats and hats on those pegs over there, and then follow me. That's the way! Good! Everyone ready? Come on, then! Here we go!' He trotted off rapidly down the corridor with the tails of his plum-coloured velvet coat flapping behind him, and the visitors all hurried after him.

It was quite a large party of people, when you came to think of it. There were nine grown-ups and five children, fourteen in all. So you can imagine that there was a good deal of pushing and shoving as they hustled and bustled down the passage, trying to keep up with the swift little figure in front of them. 'Come on!' cried Mr Wonka. 'Get a move on, please! We'll never get round today if you dawdle like this!'

Soon, he turned right off the main corridor into another slightly narrower passage.

Then he turned left.


Then left again.

Then right.

Then left.

Then right.

Then left.



58

Mr Willy Wonka

The place was like a gigantic rabbit warren, with passages leading this way and that in every direction.

'Don't you let go my hand, Charlie,' whispered Grandpa Joe.

'Notice how all these passages are sloping downwards!' called out Mr Wonka. 'We are now going underground! All the most important rooms in my factory are deep down below the surface!'

'Why is that?' somebody asked.

'There wouldn't be nearly enough space for them up on top!' answered Mr Wonka. 'These rooms we are going to see are enormous! They're larger than football fields! No building in the world would be big enough to house them! But down here, underneath the ground, I've got all the space I want. There's no limit – so long as I hollow it out.'

Mr Wonka turned right.

He turned left.

He turned right again.

The passages were sloping steeper and steeper downhill now.

Then suddenly, Mr Wonka stopped. In front of him, there was a shiny metal door. The party crowded round. On the door, in large letters, it said:

THE CHOCOLATE ROOM



CHAPTER 14 — MR WILLY WONKA

We have just met Willy Wonka and have an idea of what his personality is like.

Compare him with another character.

What is the same?

What is different?

You might want to choose the character you did the fact file on on Wednesday or a different character.

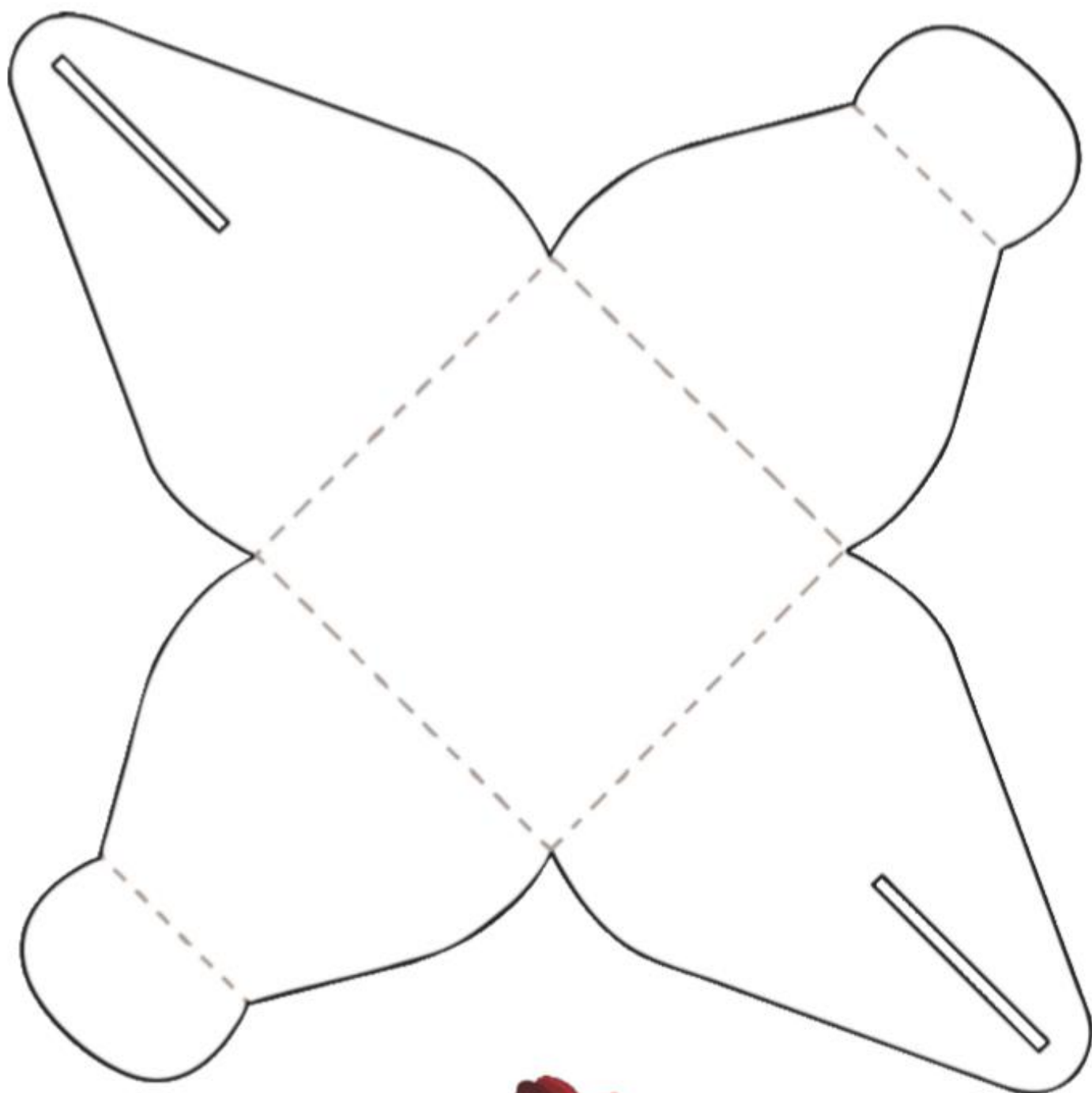
Spelling

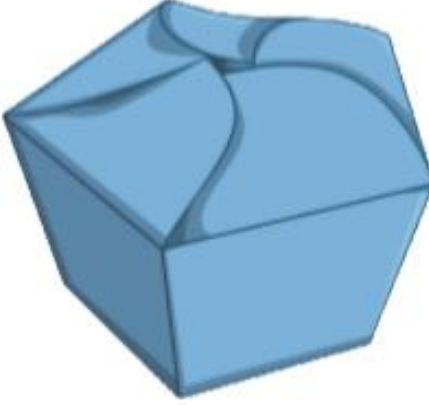

This week we will be looking at the 'z' sound spelt s. Here are some examples: television , treasure , usual , division , occasion.

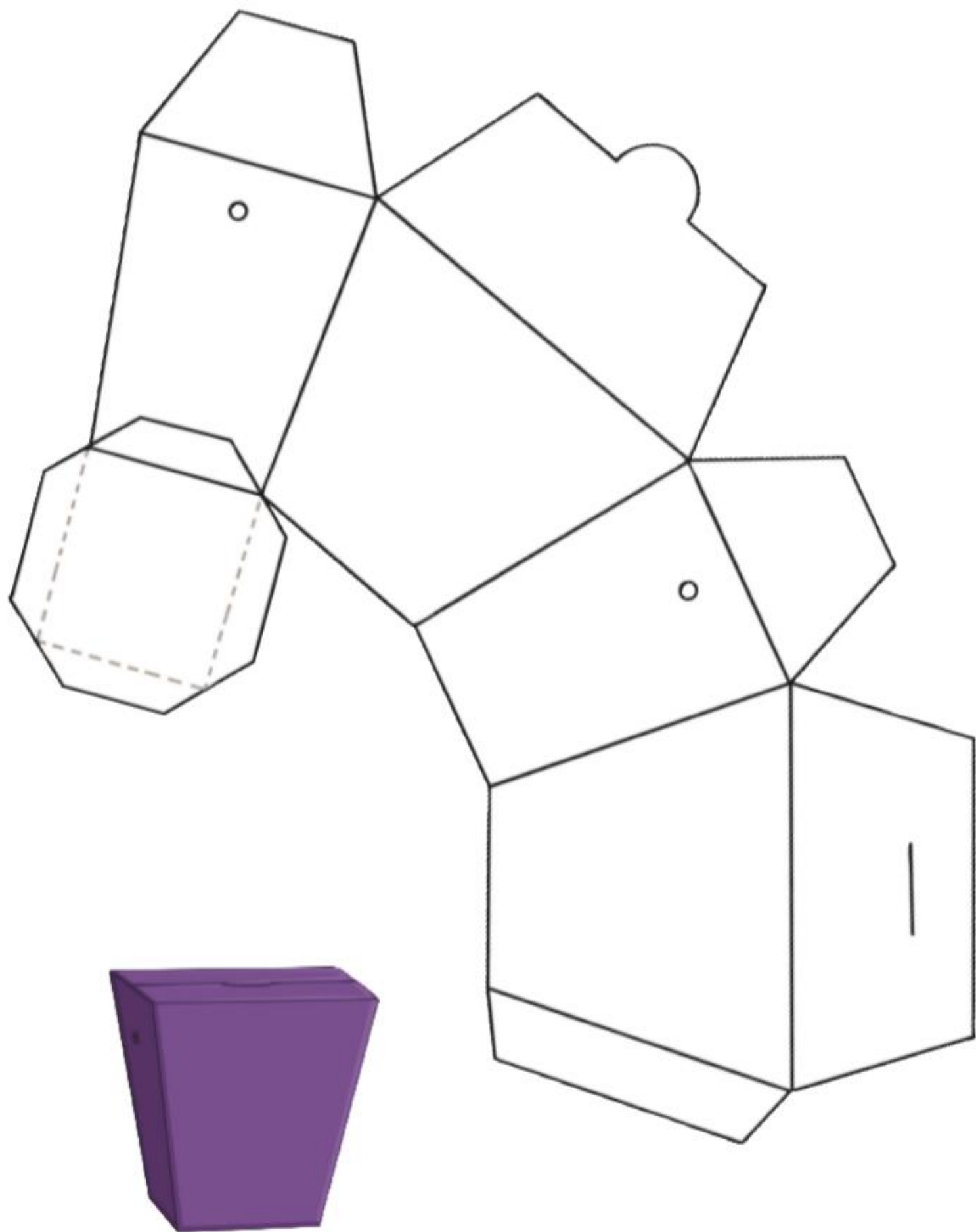
Have a go at the online games here https://www.spellzone.com/word_lists/list-637447.htm to help you learn this spelling pattern. Alternatively, you could find some more examples and use the look, say, cover, write, check method to help you.

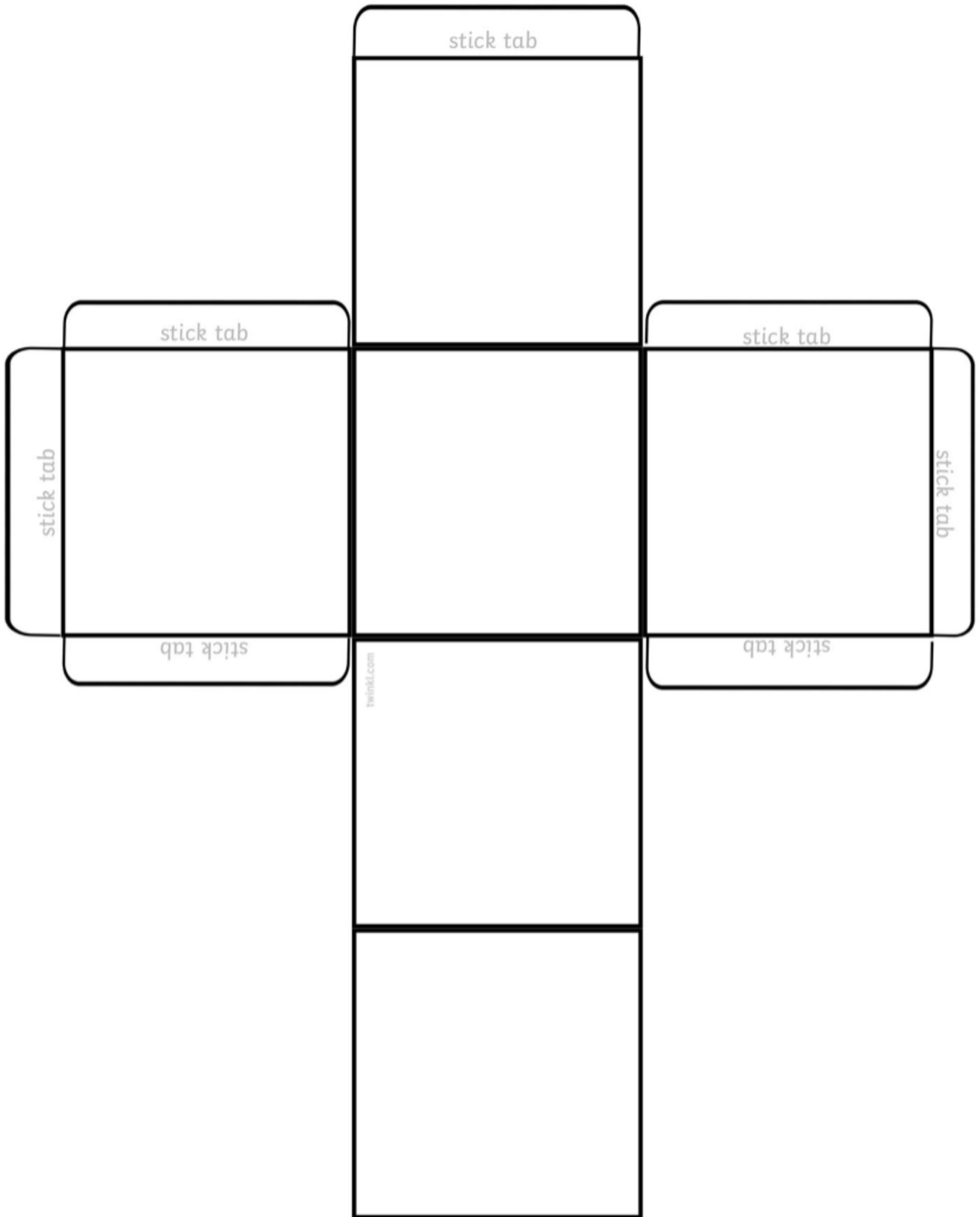
Friday Afternoon

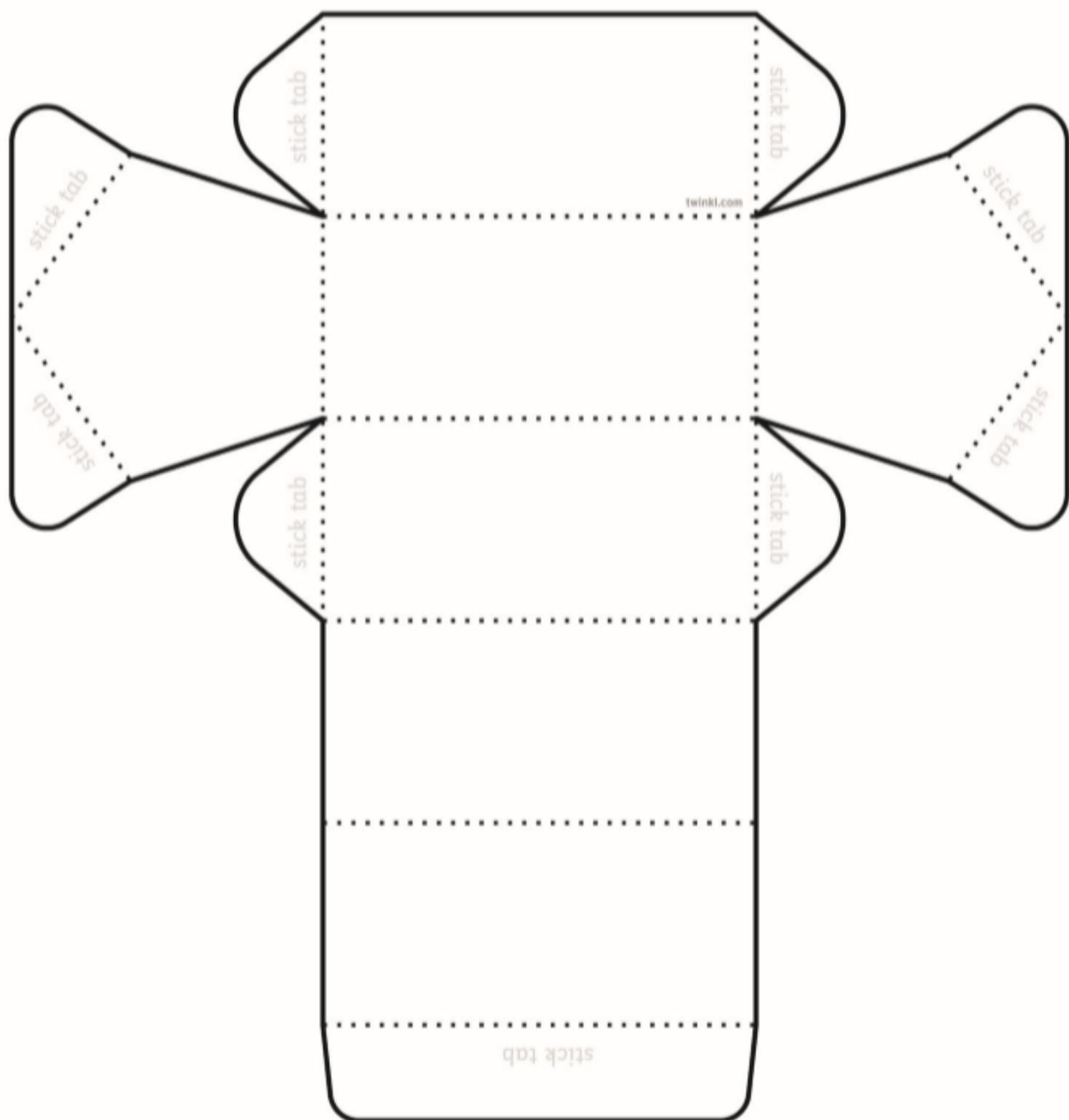
Use one of the nets below, or create your own net, to add your design to, in order to create your actual packaging for your product. It may need to be a box for individual chocolates, a wrapper for a chocolate bar or a bag for sweets so you need to consider carefully the shape and size of the packaging you need for your net. Send us a picture to show us you with your final product.

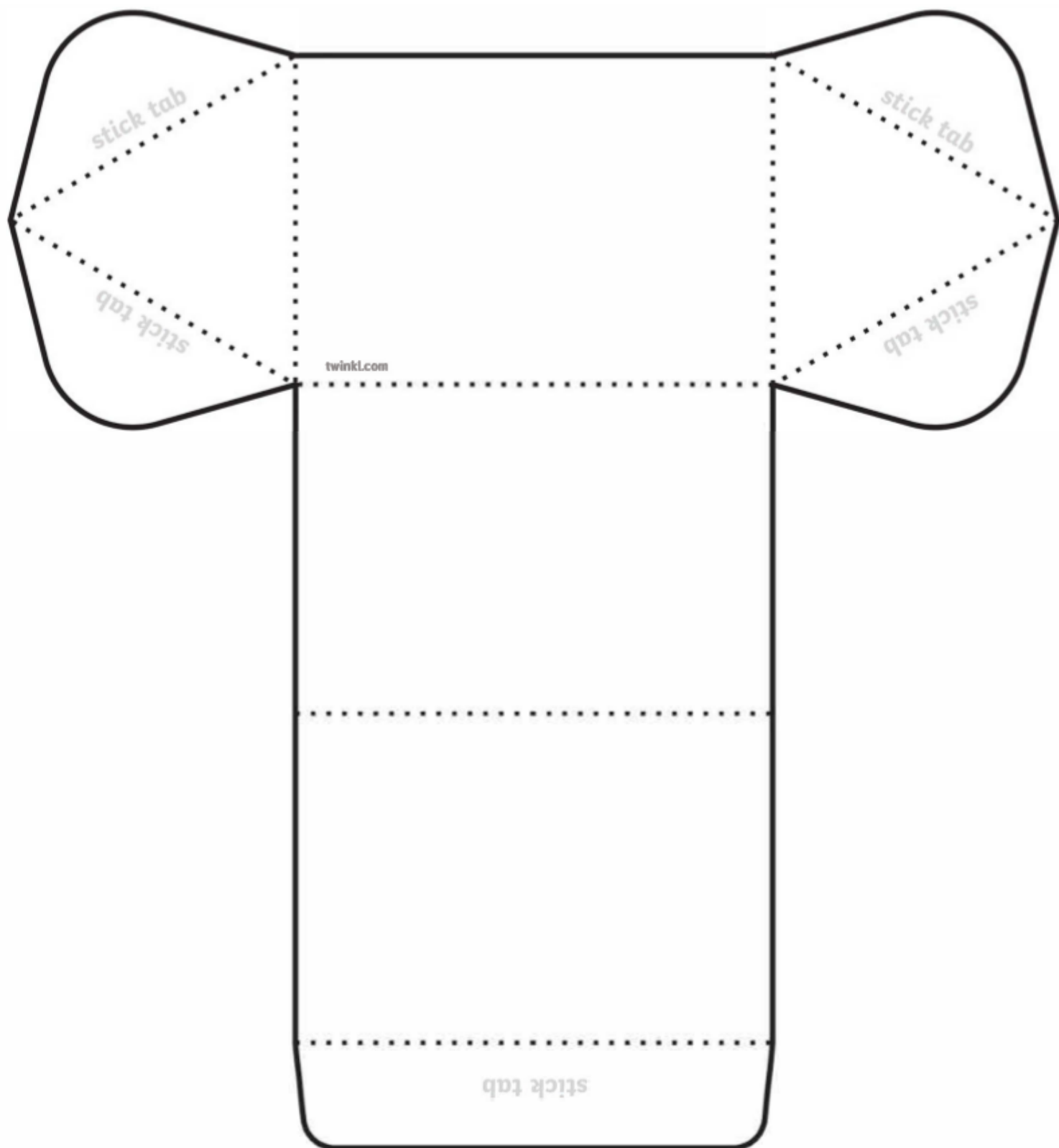


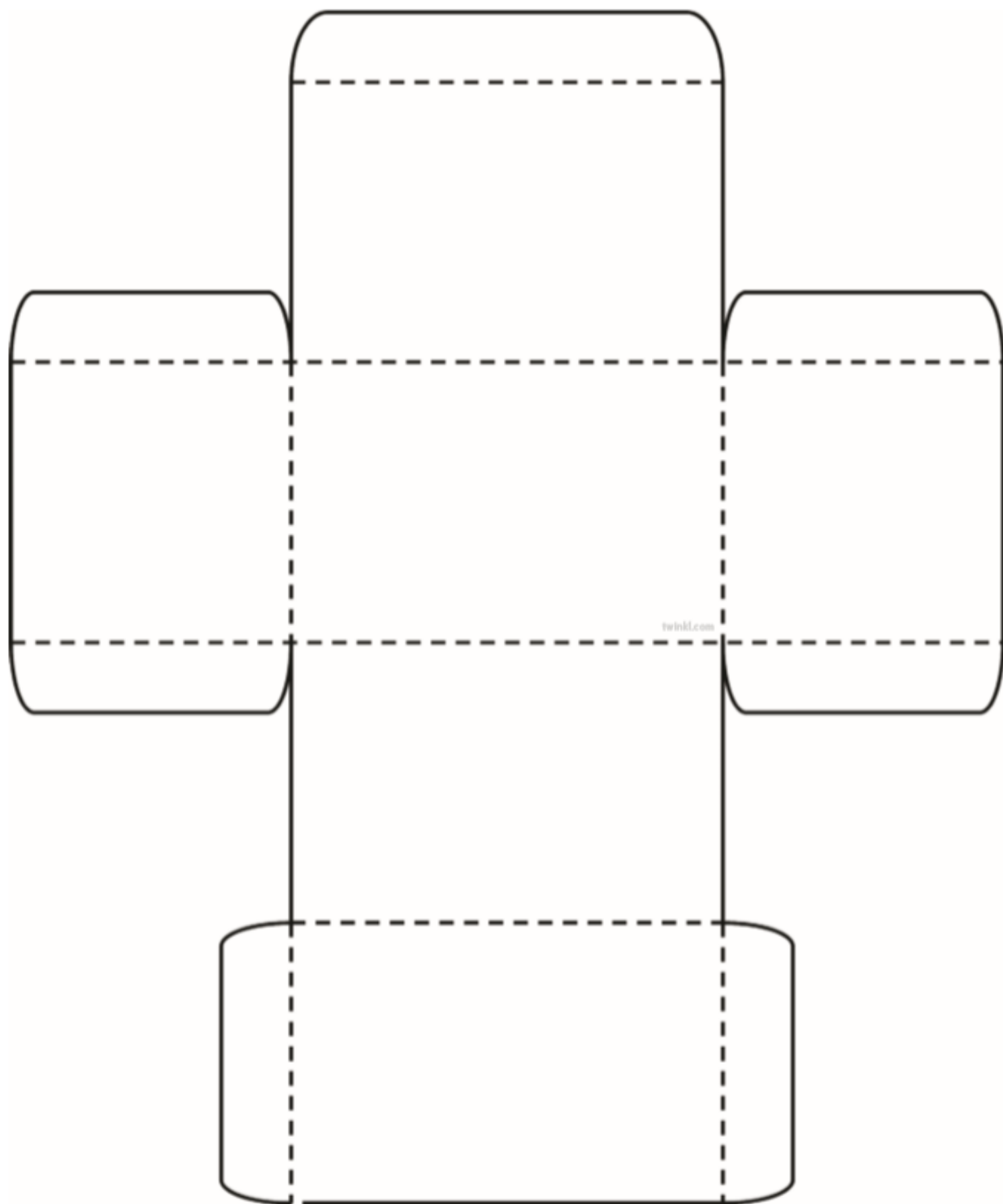












Dodecahedron 3D Shape Net Activity

