


# English




# Monday 1st February

## Sequencing a story

---

Today we would like you to draw pictures and write notes to show the sequence of events in the story of *Man on the Moon*.

- Read the story again to remind yourself of what happens in the beginning, middle and end.
-  [MAN ON THE MOON \(A DAY IN THE LIFE OF BOB\) - SIMON BARTRAM - STORY TIME READ ALOUD FOR KEY STAGE 1 - YouTube](#)
- Now draw six pictures to show key points in the story in order and write notes underneath to explain each picture.
- You can use the grid below or complete the story board on Purple Mash set as a 2do. If using purple mash only draw pictures that relate to the story.

Use this grid to sequence the story of Man on the Moon.



---

---

---



---

---

---



---

---

---

Send a photo of your completed work to Mrs. Jones or Mr. Trevallion on 2email.



---

---

---



---

---

---



---

---

---

# Tuesday 2<sup>nd</sup> February

## Writing a story

Today, using your story sequence from yesterday as a guide, write out the story of the Man on the Moon.

See the next page for your checklist

Write the story on paper from memory, using your storyboard from Monday to remind you of the main events and sequence. Use the checklist below to make sure you have include all the things you need:

### Checklist

Does my story have?

- A clear beginning, middle and end
- Capital letters for the beginning of sentences and names
- Expanded noun phrases ( adjectives before nouns to describe)
- Conjunctions (and, but or because to join and extend sentences)

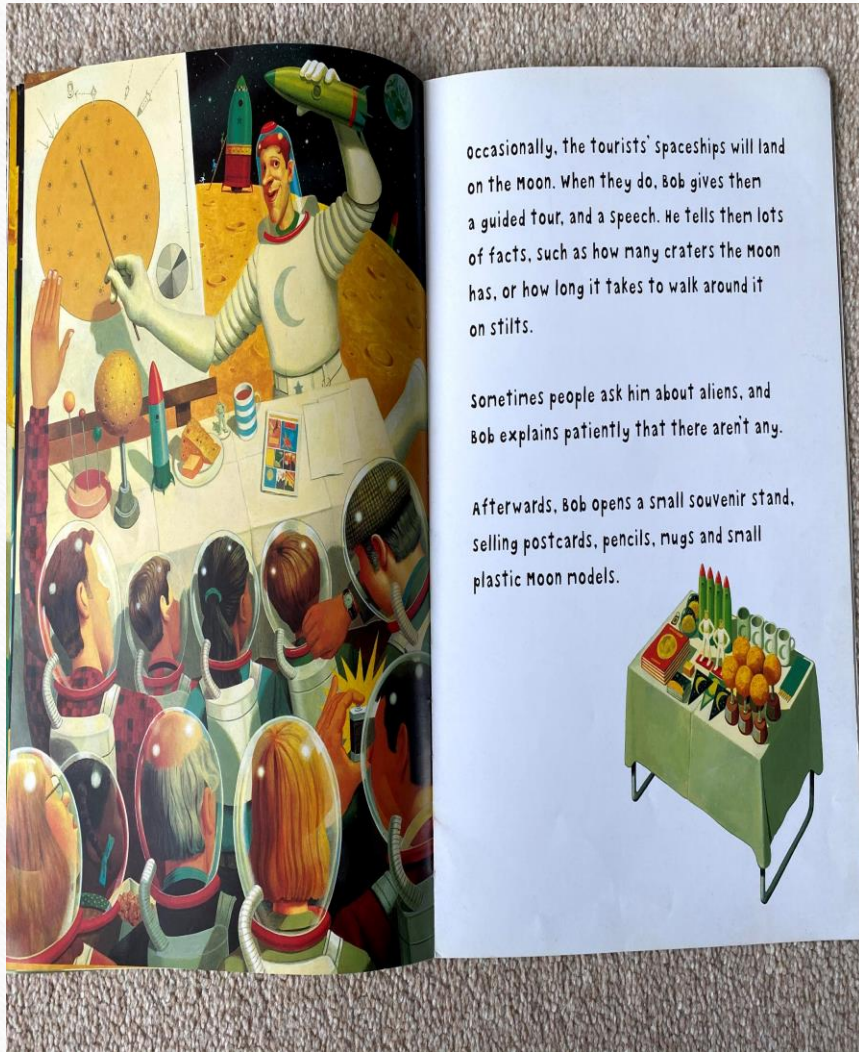
We recommend you write for at least 20 minutes but you can spend as long as you need.

Send your story to Mrs. Jones or Mr. Trevallion on 2email. We look forward to reading them.

# Wednesday 3<sup>rd</sup> February

---

Creating a poster to advertise



occasionally, the tourists' spaceships will land on the Moon. When they do, Bob gives them a guided tour, and a speech. He tells them lots of facts, such as how many craters the Moon has, or how long it takes to walk around it on stilts.

Sometimes people ask him about aliens, and Bob explains patiently that there aren't any.

Afterwards, Bob opens a small souvenir stand, selling postcards, pencils, mugs and small plastic Moon models.



On the moon Bob has a souvenir stand selling postcards, pencils, mugs and small plastic moon models.

Today we want you to pretend that you have been asked to make a poster to advertise his souvenir stand so people back on Earth can see what they might be able to buy when they visit the moon.

Draw your poster on an A4 piece of paper or you may like to create it on a word document.

Remember to make it sound exciting so people want to visit,

- Include pictures and writing about what they could buy in the shop
- Make sure you encourage people to visit there.
- Make it big, bold and eye catching
- Include information about where the stand is and when it is open.
- You might include a tear off discount coupon to encourage people to visit there.

See some examples of posters below:

Name: ..... Date: .....

Read the following poster advertising a school's summer fair.

**School Summer Fair**

Saturday July 9<sup>th</sup> 12-3pm  
St Catherine's School field  
50p entrance fee

Raffle

Joe Cream

Refreshments

Entertainment

Stalls

Tombola

To be officially opened by the Mayor of London at 12 midday.

This poster is advertising a summer fair but it gives you an idea of how you could lay the poster out.

It has a bold title which you could replace with :  
'Bob's Souvenir Stand' or a question.

It tells you an opening time and pictures of the sort of things you can do there which you could replace with the items Bob sells in his shop.

Look at my example on the page below.



**Are you going on a trip to the moon?  
Don't forget to visit.....**

Moon  
models  
£2

Pencils  
50p

## **Bob's Space Souvenir Stand!**

**(open everyday after Bob's tour)**

Mugs  
£4

Postcards  
£1

10 off your  
first visit!

**There's lots of spectacular things to buy so make sure  
you bring your money so you don't miss out!  
A perfect reminder of your day on the moon!!**

Thursday 4th February

---

**To create a wanted poster**

## Are there Aliens on the moon?

What do you think? Discuss with a grown up or sibling.

---

Bob doesn't think there are aliens on the moon and tells the tourists there aren't any but do you think this is the case? In the story we see lots of pictures of the aliens that might be there. Do you think Bob just doesn't see them or are they just good at hiding?!

Today we want you to create a wanted poster for an alien or some Aliens.

You will need to include,

- A drawing of the alien in the middle of the poster
- A description of what it looks like (using expanded noun phrases e.g, 'The alien has four large glowing eyes...') Also a description of what it is like in character
- A reward for anyone who catches it or can tell you where it is.
- A warning about whether to approach the alien or not.

You could use this template or the one set as a 2do for today on Purple Mash.



# WANTED



Character: \_\_\_\_\_

Wanted for: \_\_\_\_\_

Last seen: \_\_\_\_\_

Description: \_\_\_\_\_

REWARD IF FOUND: \_\_\_\_\_

Friday 6<sup>th</sup> February

---

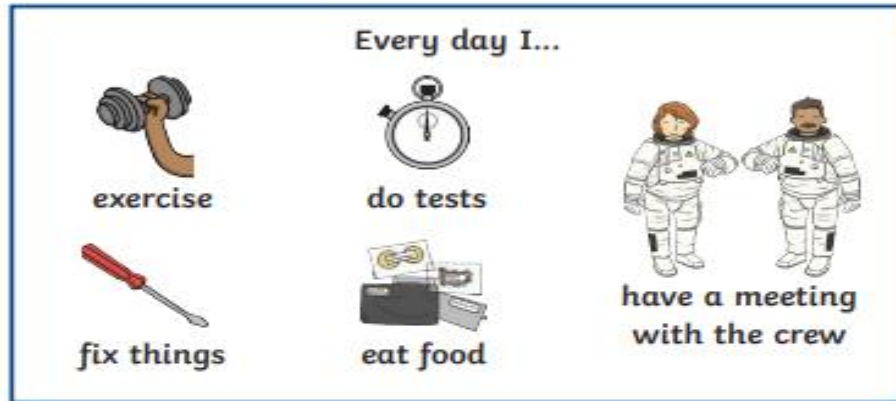
**Reading Comprehension**

# Tim Peake's Space Diary

17th December 2015

Dear Diary,

I love my new life on the International Space Station. On my first day, I checked everything was safe and got used to floating around.



Most days are the same but I don't like Sunday because it's cleaning day!

14th January 2016

Dear Diary,

Tomorrow I am going on my first ever spacewalk! I have been getting ready for the spacewalk for a long time.

I am very excited. I will work on the outside of the space station for six hours and thirty minutes.

My tools and suit are ready and everything is planned. It's time to go for a walk. See you on the other side!

Read through Tim Peake's space diary and answer the questions below. If your child finds this challenging you can read it together.

I have included a more challenging version at the bottom of the PDF suggested for (Turquoise, Gold and white level readers)

## Questions

1. Where is Tim? Tick one.

- on the Moon
- on the International Space Station
- on Earth

2. Why doesn't Tim like Sundays? Tick one.

- It's washing day.
- It's cooking day.
- It's cleaning day.

3. How does Tim feel about the spacewalk? Tick one.

- excited
- scared
- upset

4. What does Tim **not** do every day? Tick one.

- exercise
- play
- do tests

5. How long had Tim been getting ready for the spacewalk? Tick one.

- one day
- a week
- a long time

## Answers

1. Where is Tim? Tick one.

- on the Moon
- on the International Space Station**
- on Earth

2. Why doesn't Tim like Sundays? Tick one.

- It's washing day.
- It's cooking day.
- It's cleaning day.**

3. How does Tim feel about the spacewalk? Tick one.

- excited**
- scared
- upset

4. What does Tim **not** do every day? Tick one.

- exercise
- play**
- do tests

5. How long had Tim been getting ready for the spacewalk? Tick one.

- one day
- a week
- a long time**



# Tim Peake's Space Diary

17th December 2015

Dear Diary,

I am settling into my new life on the International Space Station. On my first day I checked everything was safe and got used to floating around.

I start every day with a meeting with the crew. We all talk about what we are doing that day. We often spend the day exercising, doing tests and fixing things. At the end of the day, we all sit down together for a meal of freeze-dried food. I don't like it much but I'm sure I'll get used to it!



Most days are the same but the only day I don't like is Sunday because it's cleaning day! The crew all help to give the space station a Hoover and wipe. Dust floats around in space so it's really important to keep things clean and tidy!

14th January 2016

Dear Diary,



Tomorrow, we are going on our first ever spacewalk outside the Space Station! We have been getting ready for the spacewalk for weeks in space. Before that I did years of training – it takes a long time to prepare for a spacewalk! But I guess nothing can prepare us for the feeling of floating in space!

I am very excited but I have no time to think about how I feel. The six hours and thirty minutes we will work on the outside of the space station are planned in detail.

Our tools and suits are ready, we've done all our training and everything is planned. It's finally time to go for a walk. See you on the other side!

## Questions

1. What did Tim do on his first day? Tick one.

- Check everything was floating.  
 Check everything was safe.  
 Check everything was broken.

2. Number the events below to show the order in which they happen on a normal day on the space station.

The crew exercise, do tests or fix things.

The crew have a meeting.

The crew have a meal of freeze-dried food.

3. Draw lines to match these sentences.

Nothing can prepare you

to prepare for a spacewalk.

The spacewalk will take

six hours and thirty minutes.

It takes years

for the feeling of floating in space.

4. Find and copy one word that shows how Tim is feeling about the spacewalk.

\_\_\_\_\_

5. Which day does Tim not like?

\_\_\_\_\_

## Answers

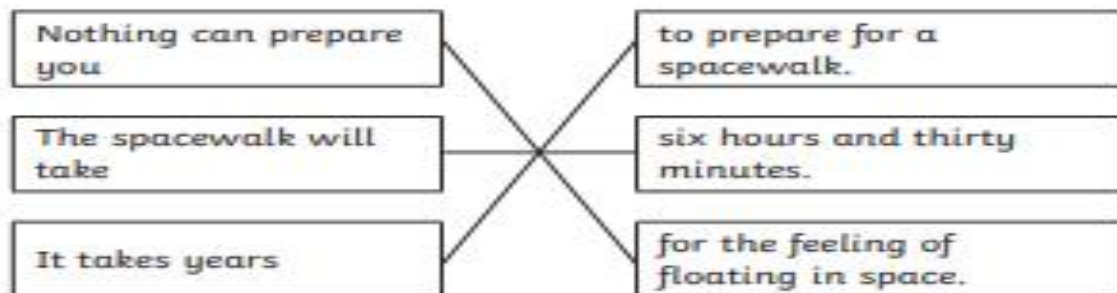
1. What did Tim do on his first day? Tick one.

- Check everything was floating.  
 **Check everything was safe.**  
 Check everything was broken.

2. Number the events below to show the order in which they happen on a normal day on the space station.

The crew exercise, do tests or fix things.	<b>2</b>
The crew have a meeting.	<b>1</b>
The crew have a meal of freeze-dried food.	<b>3</b>

3. Draw lines to match these sentences.



4. Find and copy one word that shows how Tim is feeling about the spacewalk.

**excited**

5. Which day does Tim not like?

**Tim does not like Sundays.**