



PHONICS WEEK 5

YEAR 2

Yellow and Blue Group

Click on the day to see what you will be doing in phonics

[Monday](#)

[Tuesday](#)

[Wednesday](#)

[Thursday](#)


[Friday](#)

[Click here for this weeks spellings](#)

Monday 1st February


YELLOW GROUP

- We are learning the new grapheme **i_e**
- Click on the paint splat to see today's learning.



BLUE GROUP

- We are learning to explore the alternative spelling for the **ee** phoneme.
- Click on the paint splat to see today's learning.






YELLOW GROUP 1/2/21

- Watch the video to find out more about alternative spelling for the **i_e** grapheme. You will need some paper and a pencil ready to take part in this virtual lesson. [Phonics Phase 5 - Session 15 i_e - YouTube](#)
- Apply what you have learnt yesterday by using the investigating alternative spellings game on phonics play and choose today's grapheme focus. <https://www.phonicsplay.co.uk>. Make sure you use the 5a game, you can find it under resources, phase 5, scroll down to 5a. Play buried treasure and sentences (spot the **i_e** words in the sentences). Make sure to choose the **i_e** grapheme when you play the games.
- You can now log in to phonics play for free, just follow the instructions on the home page, this is only for a limited time.
- **You may log in with the following details:**

username: jan21

password: home

[Click here for this weeks spellings](#)



BLUE GROUP 1/2/21

- Watch the video to find out more about alternative spelling for the **ee** phoneme. You will need some paper and a pencil ready to take part in this virtual lesson. [Phonics Phase 5c - Session 3 ee - YouTube](#)
- Apply what you have learnt by using the investigating alternative spellings game on phonics play and choose today's grapheme focus. <https://www.phonicsplay.co.uk>. Make sure you use the 5c game, you can find it under resources, phase 5, scroll down to 5c. Click on alternative spelling game and play the phoneme spotter game.
- You can now log in to phonics play for free, just follow the instructions on the home page, this is only for a limited time.
- **You may log in with the following details:**

username: jan21


password: home

[Click here for this weeks spellings](#)

Tuesday 2nd February


YELLOW GROUP


- We are learning the new grapheme **o_e**.
- Click on the paint splat to see today's learning.



BLUE GROUP

- We are learning to explore the alternative spelling for the **ee** phoneme.
- Click on the paint splat to see today's learning.






YELLOW GROUP 2/2/21

- Watch the video to find out more about alternative spelling for the **o_e** grapheme. You will need some paper and a pencil ready to take part in this virtual lesson. [Phonics Phase 5 - Session 16 o_e - YouTube](#)
- Apply what you have learnt yesterday by using the investigating alternative spellings game on phonics play and choose today's grapheme focus. <https://www.phonicsplay.co.uk>. Make sure you use the 5a game, you can find it under resources, phase 5, scroll down to 5a. Play buried treasure and sentences (spot the **o_e** words in the sentences). Make sure to choose the **o_e** grapheme when you play the games.
- You can now log in to phonics play for free, just follow the instructions on the home page, this is only for a limited time.
- **You may log in with the following details:**

username: jan21













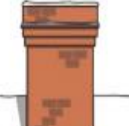



























password: home

[Click here for this weeks spellings](#)



BLUE GROUP 2/2/21

- Watch the video to find out more about alternative spelling for the **ee** phoneme. You will need some paper and a pencil ready to take part in this virtual lesson. [ee ea ey y e ie - Alternative Spellings – YouTube](#)
- Have a go can you find the different words from the pictures to find the alternative spelling for the **ee** phoneme.
- Can you make a sentence from any of the words?

ee	ea	ey	e-e	y
				
				
				
				
				
				
				
				


[Click here for the answers](#)

[Click here for this weeks spellings](#)

Wednesday 3rd February


YELLOW GROUP


- We are learning the new grapheme **u_e**
- Click on the paint splat to see today's learning.



BLUE GROUP

- We are learning to explore the alternative spelling for the **ch** phoneme.
- Click on the paint splat to see today's learning.






YELLOW GROUP 3/2/21

- Watch the video to find out more about alternative spelling for the **u_e** grapheme. You will need some paper and a pencil ready to take part in this virtual lesson. [Phonics Phase 5 - Session 18 u_e - YouTube](#)
- Apply what you have learnt yesterday by using the investigating alternative spellings game on phonics play and choose today's grapheme focus. <https://www.phonicsplay.co.uk>. Make sure you use the 5a game, you can find it under resources, phase 5, scroll down to 5a. Play buried treasure and sentences (spot the **u_e** words in the sentences). Make sure to choose the **u_e** grapheme when you play the games.
- You can now log in to phonics play for free, just follow the instructions on the home page, this is only for a limited time.
- **You may log in with the following details:**

username: jan21

password: home

[Click here for this weeks spellings](#)



BLUE GROUP 3/2/21

- Watch the video to find out more about alternative spelling for the **ch** phoneme. You will need some paper and a pencil ready to take part in this virtual lesson. [Phonics Phase 5c - Session 4 ch - YouTube](#)
- Apply what you have learnt by using the investigating alternative spellings game on phonics play and choose today's grapheme focus. <https://www.phonicsplay.co.uk>. Make sure you use the 5c game, you can find it under resources, phase 5, scroll down to 5c. Click on alternative spelling game and play the phoneme spotter game.
- You can now log in to phonics play for free, just follow the instructions on the home page, this is only for a limited time.
- **You may log in with the following details:**

username: jan21

password: home

[Click here for this weeks spellings](#)

Thursday 4th February


YELLOW GROUP


- Recap of what we have learnt this week
- i_e, o_e and u_e
- Click on the paint splat to see today's learning.



BLUE GROUP

- We are learning to explore the alternative spelling for the **ch** phoneme.
- Click on the paint splat to see today's learning.






YELLOW GROUP 4/2/21

- Watch the different split vowel digraph videos. Can you write down all the different split vowels digraphs?
- [Geraldine the Giraffe learns /i-e/ - YouTube](#)
- [Geraldine the Giraffe learns /o-e/ - YouTube](#)
- [Geraldine the Giraffe learns /u-e/ - YouTube](#)
- What items can you find in your house that have split vowel digraphs in them?
- Can you use those words in a sentence?

[Click here for this weeks spellings](#)



BLUE GROUP 4/2/21

- Using what we learnt yesterday, looking at alternative spellings for the phoneme (sound) **ch**. What words can you remember or have written down?
- Using the words you have or the ones written on the right, can you sort them into correct spellings on the grid?

[Click here for this weeks spellings](#)


ch	t	tch

Words to sort: rich future witch picture much stitch church adventure
ditch creature march fetch which kitchen nature puncture such
scratchy mixture chip match [Click here for the answers](#)

Friday 5th February


YELLOW GROUP

- Recap of split vowel digraphs
- A_e, i_e, o_e, u_e and e_e
- Click on the paint splat to see today's learning.



BLUE GROUP

- Recap of what we have learnt this week.
- Alternative spelling ai and c
- Click on the paint splat to see today's learning.












































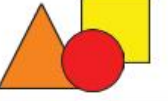



YELLOW GROUP 5/2/21


[Click here for this weeks spellings](#)

Split Digraphs Table

[Click here for the answers](#)

o-e	e-e	u-e	a-e	i-e
				
				
				
				
				
				
				
				
				

- Let`s recap! Use the video to go over our phase 5 sounds. [Phase 5 Phonics Flashcards with Miss Mundy – YouTube](#)
- Can you write the correct spilt digraph in the boxes next to the pictures.
- (adults at home you may want to look at the answers to help explain to your child what the pictures are)
- Don't forget to practise your spellings.



BLUE GROUP 5/2/21

- Let`s recap! Use the video to go over our phase 5 sounds.
[Phase 5 Phonics Flashcards with Miss Mundy – YouTube](#)
- Have a go at the word search, how many words with the different spellings of the phonemes **ee** and **ch** can you find?
- Don't forget to practise your spellings.

[Click here for this weeks spellings](#)

```

          t h
          h x
          j q t l
          s t o a
          j y f e r p
          n r i c h h
m m j z s q n p j f t z i j k o f h l i
t m a b x u i q p j a f i e l d b l x h
  h t t s h b l n a t u r e f j j y j
    e y c i p s l r e l c w v q a d
      m w h p i c t u r e a q w c
        e c b u l e s t i t c h
          y v a l l e y f x i l h n u
            r m m n j x h y e o g h e h
              s s a w h a p p y p g x d d s a
                u e h h y f k       k s a v o l e
                  x s a a s r x           i v a e n a a
                    o l p e t               o s j k n
                      f i d q                 a l e k
                        p u                       u y
```

sea
theme
seat
chief
field
chip
rich
donkey
happy
valley
sunny
picture
nature
stitch
match
these

SPELLINGS

Practise reading them for a minutes each day through the following week, you may also like to try and spell them or use them in a sentence.

PRACTISE SPELLINGS

- **Monday** - Watch the video to learn about homophones [Homophones – YouTube](#)
- How many homophones can you write down?
- Can you use them in a sentence?
- **Tuesday – Friday** there will be a quiz each day to test your homophone spellings.




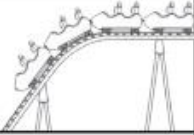








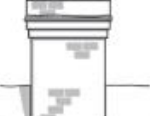





























EXAMPLE SPELLINGS

- Night/ knight
- No/ know
- Male/ mail
- Wait/ weight
- Sun/ son
- Pear/ pair

Spelling rule: a homophone means two or more words having the same pronunciation but different meanings or spellings.

















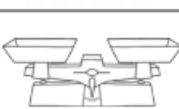






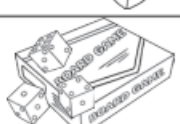
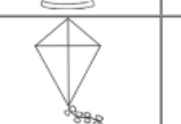










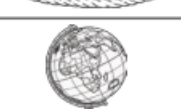




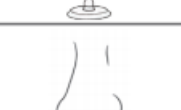




Alternative Spellings for ee Answers

ee		ea		ey		e-e		y	
	leek		read		key		theme park		happy
	tree		beads		donkey		delete		spooky
	weed		seat		chimney		complete		baby
	cheek		team		turkey		Chinese		berry
	bee		leaf		valley		concrete		empty
	feet		seal		journey		even		twenty
	sleep		speak		trolley		swede		family
	sheep		meat		monkey		evening		party

ch	t	tch
Rich	Future	Witch
Much	Picture	Stitch
Church	Adventure	Ditch
March	Creature	Fetch
Which	nature	Kitchen
Such	Puncture	Scratchy
chip	Mixture	Match

Words to sort: rich future witch picture much stitch church adventure
ditch creature march fetch which kitchen nature puncture such
scratchy mixture chip match [Click here for the answers](#)

Split Digraphs Table **Answers**

o-e		e-e		u-e		a-e		i-e	
	bone		delete		tube		lake		slide
	stone		theme		flute		race		bike
	cone		evening		cube		snake		five
	phone		even		prune		cake		prize
	gnome		concrete		mule		game		kite
	home		Eve		rude		rake		fire
	rope		swede		huge		snowflake		time
	globe		complete		flume		grape		shine
	nose		scene		cute		shapes		white