
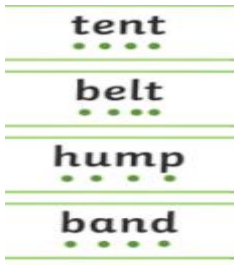

















































Year 1 Phonics - Week 5- 1st February- 5th February

Reminder: the website we use for phonics is now free. Go to www.phonicsplay.co.uk and log in using these details. Username: jan 21 and password: home

Date	Yellow Group	Blue Group
Monday 1 st February	<p>This week we are moving on to Phase 4. No new sounds are taught this week but we will be using our Phase 3 sounds to read longer words and sentences. Notice below how we can add a consonant to the beginning of a word to make it longer.</p>  <p>Print off the attached sentences and read each one. Now draw a picture to show your understanding.</p> <p><i>Help! I got a bump on the leg. A tent will get damp in the rain. Milk is good for teeth and gums.</i></p>	<p>We are learning a new digraph ew (it makes two sounds as in pew (yoo) and grew (oo)). Watch Mr. Thorne's video and record some of the ew words: https://www.youtube.com/watch?v=GJL84QOnGIA</p> <p>Play Dragon's Den using the ew digraph: https://www.phonicsplay.co.uk/resources/phase/5/dragons-den How many points can you get? Keep trying until you can get all 10 points!</p> <p>Print off and spread around the sentences below. Play some dance music. Get an adult to stop the music and when they do run to get a sentence. Can you read it aloud? Repeat.</p> <p><i>A balloon blew up in the air and flew away. My nephew is called Drew. What can you do if you find a screw in your stew?</i></p>

Year 1 Phonics - Week 5- 1st February- 5th February

<p>Tuesday 2nd February</p>	<p>We are learning to read CCVC words today (C-consonant and V-vowel).</p> <div style="text-align: center;">  </div> <p>Can you turn pot into spot? rip to trip? kip to skip? Notice how we are adding a new consonant letter at the beginning.</p> <p>Print off and play the "I Spy Activity" and read and match the CCVC words to the pictures. Send a photo of your learning via 2email or the blog.</p>	<p>Today we are recapping the ew digraph.</p> <p>Watch Geraldine the Giraffe and join along: https://www.youtube.com/watch?v=ZojmFjUAGh4</p> <p>Download and print the "ew Phoneme Spotter". Highlight all the ew words as you read through the postcard. How many did you find? Share on the blog or take a photo of your postcard and send in!</p>																																																	
<p>Wednesday 3rd February</p>	<p>Print off the Phase 4 Activity Mats and practise reading and writing CCVC words! There are 5 mats but you can just do one today or more if you want an extra challenge! Send a photo to show us your super learning!</p> <div style="display: flex; justify-content: space-between;"> <div data-bbox="443 986 667 1369" style="border: 1px solid black; padding: 5px;"> <p>Phonics Activity Mat 1</p> <p>Read these words to a friend.</p> <table border="1" style="width: 100%; text-align: center;"> <tr><td>dest</td><td></td></tr> <tr><td>soft</td><td></td></tr> <tr><td>zelt</td><td></td></tr> <tr><td>land</td><td></td></tr> <tr><td>quind</td><td></td></tr> <tr><td>best</td><td></td></tr> <tr><td>vust</td><td></td></tr> <tr><td>gulp</td><td></td></tr> <tr><td>zump</td><td></td></tr> <tr><td>hunt</td><td></td></tr> </table> </div> <div data-bbox="680 992 967 1206" style="border: 1px solid black; padding: 5px;"> <p>Write the real words next to the chest and the nonsense words next to the bin.</p> <table border="1" style="width: 100%; text-align: center;"> <tr><td>melt</td><td>ipt</td><td>limp</td><td>wump</td></tr> <tr><td>gift</td><td>fact</td><td>kest</td><td>nift</td></tr> </table> <div style="text-align: center;">   </div> <p>_____</p> <p>_____</p> <p>_____</p> </div> <div data-bbox="680 1216 967 1295" style="border: 1px solid black; padding: 5px;"> <p>Circle all of the words that contain the mp blend.</p> <table border="1" style="width: 100%; text-align: center;"> <tr><td>jump</td><td>cost</td><td>lump</td><td>fact</td></tr> <tr><td>pact</td><td>hump</td><td>link</td><td>damp</td></tr> </table> </div> <div data-bbox="680 1305 967 1369" style="border: 1px solid black; padding: 5px;"> <p>Add the sound buttons to these words.</p> <table border="1" style="width: 100%; text-align: center;"> <tr><td>gift</td><td>tend</td><td>cost</td></tr> </table> </div> <div data-bbox="981 992 1205 1321" style="border: 1px solid black; padding: 5px;"> <p>Write the missing sounds in these words.</p> <table border="1" style="width: 100%; text-align: center;"> <tr><td> _and</td></tr> <tr><td> ne _</td></tr> <tr><td> si _</td></tr> <tr><td> _on _</td></tr> <tr><td> mi _</td></tr> <tr><td> t _ t</td></tr> <tr><td> la _</td></tr> <tr><td> _ank</td></tr> <tr><td> ju _</td></tr> <tr><td> _nd</td></tr> </table> </div> <div data-bbox="981 1327 1205 1369" style="border: 1px solid black; padding: 5px;"> <p>Write a word that ends with nk.</p> <p>_____</p> </div> </div>	dest		soft		zelt		land		quind		best		vust		gulp		zump		hunt		melt	ipt	limp	wump	gift	fact	kest	nift	jump	cost	lump	fact	pact	hump	link	damp	gift	tend	cost	 _and	 ne _	 si _	 _on _	 mi _	 t _ t	 la _	 _ank	 ju _	 _nd	<p>We are learning a new digraph oe (as in toe). Watch this video and join in: https://www.youtube.com/watch?v=elo88snD0Fc</p> <p>Now play Buried Treasure using the oe digraph to test yourself reading real and nonsense words: https://www.phonicsplay.co.uk/resources/phase/5/buried-treasure</p> <p>Now can you write this dictated sentence?</p> <p><i>Joe put a long toe in the brown sand.</i></p> <p>Correct any errors with an adult's help.</p>
dest																																																			
soft																																																			
zelt																																																			
land																																																			
quind																																																			
best																																																			
vust																																																			
gulp																																																			
zump																																																			
hunt																																																			
melt	ipt	limp	wump																																																
gift	fact	kest	nift																																																
jump	cost	lump	fact																																																
pact	hump	link	damp																																																
gift	tend	cost																																																	
 _and																																																			
 ne _																																																			
 si _																																																			
 _on _																																																			
 mi _																																																			
 t _ t																																																			
 la _																																																			
 _ank																																																			
 ju _																																																			
 _nd																																																			

Year 1 Phonics - Week 5- 1st February- 5th February

<p>Thursday 4th February</p>	<p>Log into Phonics Play and play Picnic on Pluto Phase 4. How many points can you get? https://www.phonicsplay.co.uk/resources/phase/4/picnic-on-pluto</p> <p>Now play Reading Robot using robot arms to segment (take apart) Phase 4 words: https://www.phonicsplay.co.uk/resources/phase/4/reading-robot for example c-r-a-sh and blend back together crash</p>	<p>Today we are recapping the oe digraph.</p> <p>Print off and play the “Roll and Read Game” with a family member. You will need a dice and some form of counters. Can you read all the oe words? Sent a photo of you playing the game via 2email or the blog!</p> <p>Now have a go at the oe Wordsearch... can you find all the oe words?</p>
<p>Friday 5th February</p>	<p>Recap all Phase 3 sounds by playing the flashcard activity: https://www.phonicsplay.co.uk/resources/phase/3/flashcards-speed-trials</p> <p>Now recap Phase 3 Tricky Word Trucks: can you read and spell them using an adult pen? https://www.phonicsplay.co.uk/resources/phase/3/tricky-word-trucks</p> <p>Play Sentence Substitution to recap reading Phase 4 sentences: https://www.phonicsplay.co.uk/resources/phase/4/sentence-substitution-ph4</p>	<p>Recap all Phase 3 and 5a sounds (there will be some you don't know yet so just skip over them) by playing the flashcard activity: https://www.phonicsplay.co.uk/resources/phase/5/flashcards-speed-trials</p> <p>Now recap Phase 5a Tricky Word Trucks: can you read and spell them using a pen or chalk outside? https://www.phonicsplay.co.uk/resources/phase/5/tricky-word-trucks</p> <p>Now print off the ew and oe flashcard words attached and play a game of Buried Treasure. Place the words all around the room. Choose a container for a treasure box and another for a bin. As fast as you can read the words to an adult and place in the treasure box if it's real or in the bin if it's an alien/nonsense word. Send a photo of you playing your game via 2email or the blog!</p>